

Security & Communications



INTRUSION AND ALARM COMMUNICATIONS

**Commercial Solutions Guide
2010-2011**

Honeywell

locked out?



Tired of being locked out of opportunity?


With Honeywell's VistaKey, you can quickly and easily add entry management every time you install a compatible VISTA commercial security system. It's the simplest, fastest, most affordable way to add just the right combination of security and door control in settings such as retail stores, warehouses, restaurants, medical offices and more. Isn't it time you joined the club?

Honeywell

For additional information, please call 1-800-467-5875 or visit www.honeywell.com/security/hsc

© 2010 Honeywell International, Inc. All rights reserved.

Information for Dealers, Designers and Engineers



As a security consultant, security dealer, salesperson, electrical engineer or other low-voltage system designer, you need information that helps you to select the right security equipment for a wide variety of system applications for building sensing and control. This publication makes it easy for you to find the industry's best equipment for security, environmental monitoring, look-in, listen-in, access control and fire alarm system applications. Minimizing the time required to research product facts and specification items will clear your schedule so you can develop new sales and project opportunities each week. Here are some other reasons why this publication is so important to you:

Fast access to vital information: At the back of this guide an extensive index section allows you to quickly and easily find anything you need to know. Whether you are looking for a specific model number, application type, connection method, or comparison charts, this superior index leads the way to fast, reliable information that makes your product research project amazingly easy. This helps you to be more effective in system design research and saves time.

A purpose-driven approach: We arranged each section to offer an informative approach to equipment selection. Introductory information in each section discusses important points related to the proper selection of equipment that follows, making it much easier to find the right product for the job. Product descriptions are complete with easy-to-reference information that recommends, describes and provides product specifications.

Information that simplifies the design process unlocks the power of the system: After you review this guide, you will find that this kind of information makes it easier to design a system that offers the maximum options for managing risks at the protected location. Diagrams for connecting and expanding the system give you the confidence to know that you are putting things together the right way. Detection pattern drawings help you to understand detector placement within the protected room or area.

This guide will help you:

- Know more about applications that you can offer
- Offer more because it makes systems easier to design
- Sell more applications with each system
- Get more return on your sales efforts. Each application you include will add tremendous value to the system that you offer, making it easier for the system owner to choose your solution.

About Us

Why Security Dealers and System Users Choose Honeywell Security Products

Honeywell is one of the world's leading manufacturers of electronic security systems. Our range of capabilities for commercial security applications is extensive, and our products protect millions of homes, businesses and government facilities around the globe.

Honeywell Security offers a complete line of products, providing an end-to-end solution for all of your security needs. Using Honeywell Security products, you can create a wide variety of applications to help you to manage business risks like burglary, injury claims, employee theft of business machines and assets, supervision of temperature in refrigeration, scientific equipment, data rooms and many other applications. From intrusion detection and fire alarms to access control and video products, our integrated solutions include everything you need to sense, control, and respond when critical events require your attention or the attention of local authorities.

Our resources make us the best product choice because Honeywell makes it easier to:

- **Promote your company** with custom brochures and other publications
- **Create valuable applications** that solve real problems and are easy to offer to your clients
- **Acquire products for your solutions** at over 100 ADI distribution locations in North America
- **Install the product** because we design our products to be "installer friendly"
- **Support the product** with features that maximize product performance, while simplifying tasks related to adjustment and inspection
- **Move on to your next design opportunity** as we pave the way with our innovative engineering group that continues to develop and release new security products

The following sections describe some other reasons why security professionals and decision makers make Honeywell their first choice for security products.

Investing in Your Future

As electronic security pioneers, Honeywell is rooted in a long history of developing many of the groundbreaking advances that have shaped today's electronic security industry and the design of most security devices. Our superior development has consistently led to historic breakthroughs in reliable detection equipment, advanced user interfaces, control panels and advanced communications devices.

Our extensive industry knowledge drives us toward developing answers to the electronic security challenges of today and tomorrow. We design our equipment to be easier to install so your technician will spend less time assembling and servicing systems. We developed the world's best-selling glassbreak and motion detectors, the industry's most reliable supervised wireless products and the most flexible hybrid control panels in the industry in order to minimize installation and service costs. We are also on the forefront of advancements in alarm communications technology – including the development of the groundbreaking Total Connect and GSM solutions that give the system user remote control and status of the protected facility.

Innovative, dependable products designed by the best minds in the industry. As a technology leader of innovation in the security industry, we employ a talented team of 300 engineers and continually raise the bar for the future, dedicating millions of dollars annually to research and development.

Commitment to Quality

Our products are built in world-class production facilities and are subject to rigorous testing exceeding industry standards for quality and performance. Honeywell complies with ISO-9001 protocols, an internationally recognized standard that defines a quality assurance system.

Support Services

Customer and Technical Support

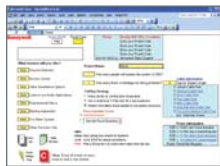
Our team of experienced, dedicated customer and technical support specialists are here to support dealers and installers of our products. Whether your question deals with technology, product selection, compatibility or troubleshooting, they have the solution.



STAR

Better understand system capabilities with our award-winning software, STAR: Specification Tools and Resources. STAR includes

links to design information and applications for a wide variety of facility and business types. Use this valuable resource to maximize the benefits of your facility's system. Visit www.honeywell.com/security/star



SystemWizard

Automate system design with SystemWizard, Honeywell's exclusive system design tool that helps you offer services, then

automatically provides a parts list and A&E specification document for the system. It helps you save time, capture background equipment for the system and offer better solutions. Visit www.honeywell.com/security/star and click on Intrusion/Fire (top image). Under Quick Links on the left, click SystemWizard.



MyWebTech

An invaluable reference tool, MyWebTech enables security dealers to research the latest technical data on Honeywell security products

24 hours a day, seven days a week from the very same comprehensive library technicians use in the company's call centers. Highlights include quick and easy access to technical data, FAQs, direct wires, installation instructions and a convenient search-by-feature library.



Discover Online Training Program

The Discover Online Training Program is a self-paced learning tool that makes it simple for dealers to access easy-to-understand course modules that cover

a wide array of vital training material, including CEU accredited courses. From top-notch selling techniques to in-depth product training, Discover provides you with all the tools you need to help you grow your business. For more information, visit www.honeywell.com/security/discover

Honeywell City...your destination for success!



Imagine your customers being able to explore an entire city of security solutions in a vast range of settings — from high-rise commercial buildings, retail

stores, industrial and government facilities to single-family residential homes. Honeywell City is a thriving online metropolis where visitors can truly experience innovation in action, seeing exactly how our robust solutions solve real problems in all kinds of environments. You can explore all you want, download materials or connect live with a Honeywell representative. See what you've been missing and head on over to Honeywell City, where it's easy to see why so many customers continue to choose us as their partner of choice. For more information, visit www.honeywellcity.com

RESOURCE DIRECTORY

Customer Service	800-573-0154
Inside Sales.....	800-467-5875
Technical Support.....	800-645-7492
AlarmNet Security Communications.....	800-222-6525
Website	www.honeywell.com/security/hsc

SystemWizard: Save Time and Offer More!

Are you specifying the most effective systems for your customers? SystemWizard saves time in the planning process while offering more system options.

Maximize:

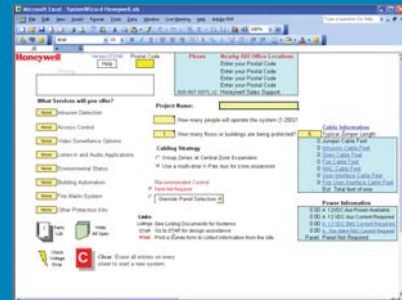
- Services to offer
- Knowledge about system capabilities
- Value of systems you create
- Sales profit

Minimize:

- Research related to equipment selections
- Giving away equipment due to parts left out of system

Improve:

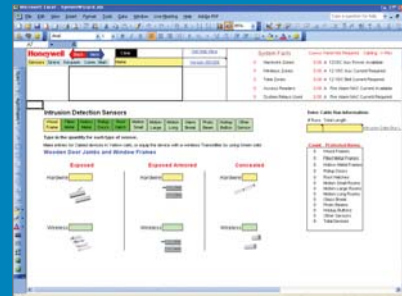
- The effectiveness of your sales organization
- The consistency of services you offer
- The customer's life
- Your bottom line



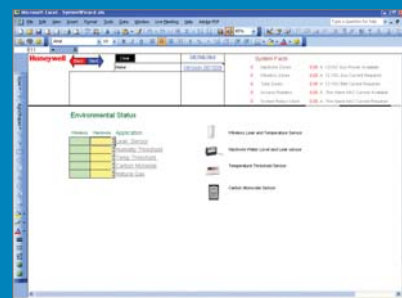
Services



Quick Kits



Intrusion



Environmental

Visit www.honeywell.com/security/star and click on Intrusion/Fire (top image). Under Quick Links on the left, click SystemWizard.

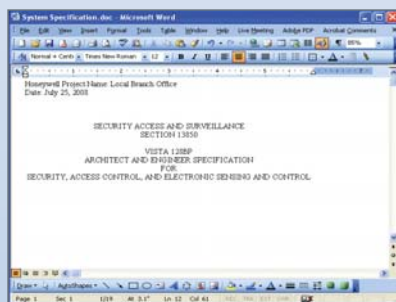
Reach this year's sales goals with SystemWizard.

Get more sales with less time and effort!

Generate these screens automatically!

Product	Description	Program	Price	Labor Rate	Labor Cost
100-001	100-001	100-001	100.00	100.00	100.00
100-002	100-002	100-002	100.00	100.00	100.00
100-003	100-003	100-003	100.00	100.00	100.00
100-004	100-004	100-004	100.00	100.00	100.00
100-005	100-005	100-005	100.00	100.00	100.00
100-006	100-006	100-006	100.00	100.00	100.00
100-007	100-007	100-007	100.00	100.00	100.00
100-008	100-008	100-008	100.00	100.00	100.00
100-009	100-009	100-009	100.00	100.00	100.00
100-010	100-010	100-010	100.00	100.00	100.00

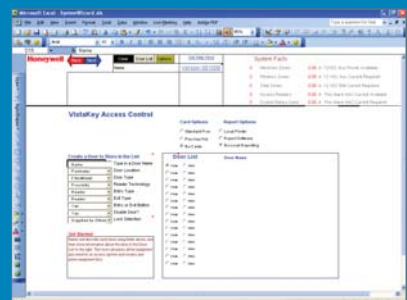
System Parts List



A&E Specification Documents



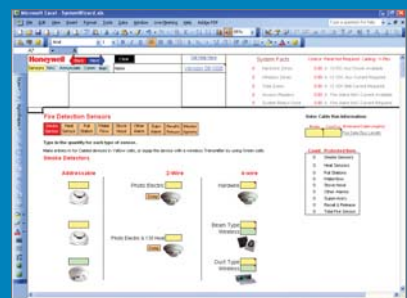
Listen-In



Access



Video



Fire

Table of Contents

Control Panels.....	7
Communication and Remote Control.....	19
Expansion Modules.....	41
User Interfaces.....	57
Sensors.....	67
Hold-Up and Service Request Devices.....	147
Access Control Applications.....	151
Video Applications.....	161
Audio Applications.....	165
Sirens, Sounders and Accessories.....	171
Cords, Brackets, Power Supplies and Accessories.....	183
Fire Alarm and Life Safety Systems.....	187
Index.....	213

Please visit the following website to view Honeywell's U.S. Product Warranty:
<http://www.honeywell.com/security/hsc/resources/wa>



Control Panels

Control Panels for Commercial Applications

Control panels provide the central processing and logic for an integrated system. In a typical system, there are four major functions: inputs, outputs, user interfaces and communication. When an alarm initiating device, such as a motion detector, glassbreak sensor, manual fire alarm box or smoke detector is activated into alarm, it changes the state of the zone input to which it is connected. The zone input reports the status change to the control panel, which then uses its communication method to report the alarm to a central monitoring facility. In addition, the control panel activates local sounders and other notification appliances and provides status information at user interfaces such as keypads and fire alarm command centers where the system can be controlled and interrogated.

Control Panels for Fire Alarm Systems

Control panels listed in the Fire Alarm and Life Safety section are used for fire alarm applications or for systems that include life safety functionality.



Making Connections to Control Panels

Honeywell offers three effective connection strategies that help you greatly reduce installation costs and maintenance of your customer's system.

Conventional Strategy

There are a number of installation and design strategies for connecting sensors to the system. One common method is to design the system using conventional sensors connected to individual cables routed back to the control panel. Also known as a centralized or home-run approach, this is a typical approach when using conventional sensors that provide a dry-contact output.

When installing devices on the system, you can design a single zone to accept one or more devices connected together. When more than one device is connected to a zone, the system only provides identification for the zone itself. When installing a single device to each zone, each device becomes an individually identified zone.





V-Plex® Strategy

Honeywell dealers minimize installation costs and improve system reliability by using V-Plex. V-Plex provides a two-wire circuit that connects to multiple devices.

By routing the V-Plex cable from device to device, you will save on system costs because the two-wire V-Plex data bus can collect most or even all of the zone inputs required by the system. The V-Plex bus supports zone inputs and relay outputs, so it provides two-way functionality, allowing the system to sense and respond using the same pair of wires.

Minimize Installation Costs

- A single pair does the work of many home-run cables
- You will use fewer conduit runs and smaller pipe sizes
- You will use fewer conduit fasteners and couplers
- You will not have to pay as much labor for installing cable and conduit

Better System Reliability Means Less Costly Maintenance

- Fewer cables means fewer opportunities for shorts and cable breaks
- The bus provides power for compatible sensors that detect motion, glassbreak, smoke and other conditions. Using compatible devices minimizes the need for additional power supplies and reduces long-term maintenance costs.
- When bus isolation modules are used, the system helps you to troubleshoot errors
- Fully addressable devices make finding malfunctioning sensors much easier and faster than in conventional systems

Wireless Strategy

Another common method is to design the system using wireless sensors routed back to the control panel using a wireless signal. The control panel uses a wireless receiver to receive messages from transmitters connected to devices.

When installing devices on the system you can design a single wireless transmitter to accept one or more devices connected together. When more than one device is connected to a transmitter, the system only provides identification for the transmitter itself. When installing a single device to each transmitter, each device becomes an individually identified zone.

Honeywell offers supervised transmitters that are UL Listed for commercial burglary and fire alarm applications. The transmitters feature tamper switches on the cover and on the back and are fully supervised with regular check-in messages and battery supervision. In addition, Honeywell offers devices with wireless components built inside. These devices require no additional universal transmitter to be installed.

Minimize Installation Costs

- Wireless devices minimize the need for power supplies on the system
- There is a minimal cost for materials and labor related to wire and cable
- You will not need conduit runs for wireless devices

Better System Reliability Means Less Costly Maintenance

- Fewer cables means fewer opportunities for shorts and cable breaks
- A reduction in power supplies means fewer rechargeable batteries need to be replaced through time
- Fully addressable wireless devices make finding malfunctioning sensors much easier and faster than in conventional systems

VISTA-21iP



The VISTA-21iP is ideal in intrusion detection applications such as commercial offices, small warehouses, temporary and permanent school buildings, retail shops and restaurants. With the VISTA-21iP's built-in AlarmNet Internet Communicator, you can now reduce the cost of telephone line connections, improve communication supervision and unlock the largest suite of integrated Total Connect remote control functions available in the industry today! Add to this an optional snap-in GSM communicator, and the system can offer additional communication pathways to the monitoring station, providing the most robust connection to monitoring services. When ensured communication counts, you can count on the VISTA-21iP.

The VISTA-21iP provides up to 48 individual zone inputs for detection purposes. Users can split the building's protection to arm and disarm up to two separate partitions, and a common partition, so you can separate the office from the warehouse, or the office from public areas. This allows users to arm the office while the public areas are in business, or to arm the warehouse after the delivery staff departs, leaving the office disarmed for administrators that work throughout the day. Optional remote status and control options allow business owners to manage the system from home or other locations using an Internet browser, cell phone, PDA or other modern mobile device. The VISTA-21iP provides eight on-board zone inputs and supports up to 40 ECP zone expansion devices and/or up to 40 wireless sensing devices – so it is ideal for small to medium sized commercial locations.

SPECIFICATIONS

Capabilities:

- Users: 48
- User levels: 5
- History events: 100
- Schedules: 32
- Partitions: 2

User interfaces:

- Total keypads: 8
- Graphic touchscreen keypads: 4
- AlarmNet Total Connect: optional
- Telephone: optional
- Wireless arm/disarm: optional

Zones:

- On-board zones: 8
- ECP zones: 40
- Wireless zones: 40
- Total System zones: 48
- ECP relays: 16 Form C rated 1A at 12VDC

Communication options:

- On-board dialer: included
- On-board Internet
- GSM: optional snap-in module

Programming options:

- Keypad
- Telephone
- Internet
- GSM

Power:

- Power input: 16.5VAC 40VA
- Standby battery: 12VDC 7AH sealed lead
- Operating current: 100mA Idle, 110mA Active
- Aux power output: 10.2-13.8 VDC at 600mA
- Bell output: 12VDC at 2A

Environmental:

- Temperature: 32° F to 122° F (0° C to 50° C)
- Humidity: 85% non-condensing

Physical:

Enclosure dimensions:
12.5" W x 14.5" H x 3" D

Listings:

ETL Listed to UL365, UL609, UL985, UL1610, UL1635, UL1023, CAN/ULC-S545, CAN/ULC-S303, CAN/ULC-S304, CAN/ULC-C1023

VISTA-20P



The VISTA-20P is ideal in environments such as commercial offices, warehouses, schools, retail shops and restaurants. It provides up to 48 individual zone inputs for detection purposes. Users can split the building's protection to arm and disarm up to two separate partitions, and a common partition, so you can separate the office from the warehouse, or the office from public areas. This allows users to arm the office while the public areas are in business, or to arm the warehouse after the delivery staff departs, leaving the office disarmed for administrators that work throughout the day.

Optional remote status and control options allow business owners to manage the system from home or other locations using an Internet browser, cell phone, PDA or other modern mobile device.

The VISTA-20P provides eight on-board zone inputs and supports up to 40 ECP zone expansion devices and/or up to 40 wireless sensing devices. It is ideal for small to medium commercial locations.

SPECIFICATIONS

Capabilities:

- Users: 48
- User levels: 5
- History events: 100
- Schedules: 32
- Partitions: 2

User interfaces:

- Total keypads: 8
- Graphic touchscreen keypads: 4
- AlarmNet Total Connect: optional
- Telephone: optional
- Wireless arm/disarm: optional

Zones:

- On-board zones: 8
- ECP zones: 40
- Wireless zones: 40
- Total System zones: 48
- ECP relays: 16 Form C rated
1A at 12VDC

Communication options:

- On-board dialer: included
- GSM: optional
- Internet: optional

Programming options:

- Keypad
- Telephone
- Internet
- GSM

Power:

- Power input: 16.5VAC 40VA
- Standby battery: 12VDC 7AH
sealed lead
- Operating current: 100mA Idle,
110mA Active
- Aux power output: 10.2-13.8 VDC
at 600mA
- Bell output: 12VDC at 2A

Environmental:

- Temperature: 32° F to 122° F
(0° C to 50° C)
- Humidity: 85% non-condensing

Physical:

Enclosure dimensions:
12.5" W x 14.5" H x 3" D

Listings:

- ETL Listed to UL365, UL609,
UL985, UL1610, UL1635, UL1023,
ULC-S545, CAN/ULC-S303,
CAN/ULC-S304, CAN/ULC-C1023
- CSFM Certificate Number:
7167-1645:150

Expanding Zones on the VISTA-20P and VISTA-21iP

VISTA-20P and VISTA-21iP control panels offer an exclusive ability to add zone inputs and relay outputs using the four-wire keypad bus. This allows designers to expand the system to meet the zone input or relay output requirements for the location being protected.

You can connect modules shown in this section to the VISTA-20P or VISTA-21iP ECP bus.



4219



Description:

Addressable eight-zone expander for Honeywell ECP bus addressable systems

Product advantages:

- Can be located anywhere along the four-wire addressable ECP bus
- Simple DIP switch addressing to select range of zone numbers
- Enclosure splice box included for easy mounting and tamper protection
- Adds up to eight class B zone inputs to an ECP bus addressable system, each with 1K end-of-line resistors
- Class B loops provide a broad, 300 ohm tolerance Supervised for open, shorted and normal circuit conditions
- UL Listed for commercial burglary applications

Recommended use:

Use for commercial systems when deploying conventional detectors in an ECP zone expandable system when using a centralized connection approach

Mounting recommendations:

- On a flat surface, centrally located to monitor up to eight zones from nearby detectors
- Locate anywhere on the ECP bus

Compatibility:

- All VISTA control panels that are compatible with ECP bus zone expandability such as VISTA-20P and VISTA-20PUL
- Not compatible with V-Plex control panels

Product dimensions:

6.438" W x 4.25" H x 1.25" D

Power:

- Supplied by the control panel's four-wire ECP bus: 30mA at 12VDC
- External power supply option: 30mA at 12VDC (maximum)

Temperature:

32° F to 122° F (0° C to 50° C)

Humidity:

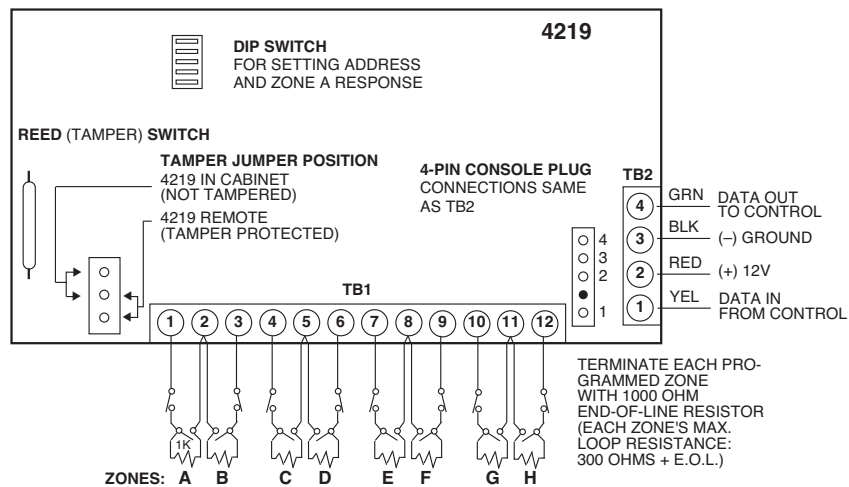
5-95% relative, non-condensing

Included items:

Eight 1K end-of-line resistors

Listings:

UL1610, UL1635, UL464, UL609, UL365, UL1641



4229



Description:

Addressable eight-zone expander with two relay outputs for Honeywell ECP bus addressable systems

Product advantages:

- Can be located anywhere along the four-wire addressable ECP bus
- Simple DIP switch addressing
- Enclosure splice box included for easy mounting and tamper protection
- Adds up to eight class B zone inputs to an ECP bus addressable system, each with 1K end-of-line resistors
- Class B loops provide a broad, 300 ohm tolerance
- Supervised for open, shorted or normal circuit conditions
- Add up to two relay outputs to the system
- UL Listed for commercial burglary applications

Recommended use:

Use for commercial systems when deploying conventional detectors in an ECP zone expandable system when using a centralized connection approach

Mounting recommendations:

- On a flat surface, centrally located to collect up to eight zones from nearby detectors
- Locate anywhere on the addressable ECP bus

Compatibility:

- All VISTA control panels that are compatible with ECP bus zone expandability such as VISTA-20P and VISTA-20PUL
- Not compatible with V-Plex control panels

Product dimensions:

6.438" W x 4.25" H x 1.25" D

Power:

- Supplied by the control panel's four-wire ECP bus: 30mA at 12VDC (100mA max when relays are energized)
- External power supply option: 100mA at 12VDC (maximum)

Temperature:

32° F to 122° F (0° C to 50° C)

Humidity:

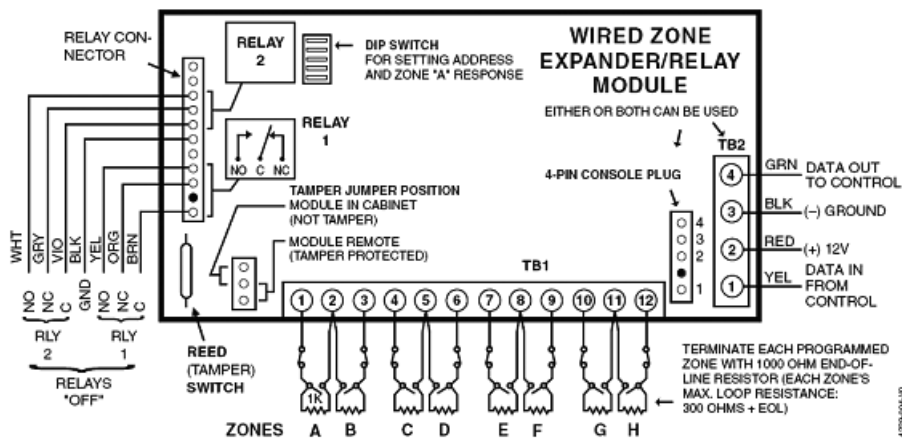
5-95% relative, non-condensing

Included items:

Eight 1K end-of-line resistors

Listings:

UL1610, UL1635, UL464, UL609, UL365, UL1641





VISTA-128BP



The VISTA-128BP is perfect in environments such as warehouses, schools, government offices and industrial locations. It provides up to 128 individual zone inputs for detection purposes. Users can split the building's protection to arm and disarm up to eight separate partitions, including a common partition, so you can separate the occupied areas from unoccupied areas, or the office from public areas. For example, this allows users to arm the administration offices while the classrooms are occupied after hours, or to arm the cafeteria after the delivery staff departs, while leaving the gymnasium disarmed for public activities.

Optional remote status and control options allow building administrators to manage the system from home or other locations using an Internet browser, cell phone, PDA or other modern mobile device.

The wide variety of sensing devices that are compatible with the VISTA-128BP make it an ideal sensing, indicating and monitoring system for intrusion detection, access control and environmental status like temperature, water and humidity. This allows the system to extend into additional important facility status indications that assist local building management and maintenance professionals.

The VISTA-128BP provides nine on-board zone inputs and supports up to 119 V-Plex zone expansion devices and/or up to 127 wireless sensing devices. It is ideal for medium to large commercial and institutional locations.

SPECIFICATIONS

Capabilities:

- Users: 150
- User levels: 5
- History events: 512
- Partitions: 8
- Access door readers: 8
- Outputs (relays): 96

User interfaces:

- Total keypads: 31
- Graphic touchscreen keypads: 3
- AlarmNet Total Connect: optional
- Telephone: optional
- Wireless arm/disarm: optional

Schedules:

- Output timers (end-user): 20
- Open/close: daily
- Access: 8
- Time-driven events: 20
- Holidays: date of year

Zones:

- On-board zones: 9
- V-Plex zones: 119

- Wireless zones: 127
- Total System zones: 128
- V-Plex relays: 96 Form C rated 2A at 28V AC/DC

Communication options:

- On-board dialer: included
- GSM: optional
- Internet: optional

Programming options:

- Keypad
- Telephone
- Internet
- GSM

Power:

- Power input: 16.5 VAC 40VA
- Standby battery: 12VDC 7AH sealed lead
- Operating current: 250mA Idle, 330mA Active
- Aux power output: 10.2-13.8VDC at 750mA
- Bell output: 12VDC at 1.7A

Environmental:

- Temperature: 32° F to 122° F (0° C to 50° C)
- Humidity: 85% non-condensing

Physical:

Enclosure dimensions:
12.5" W x 14.5" H x 3" D

Listings:

- UL Listed to UL1610, UL1635, UL464, UL609, UL365
- ETL Listed to UL365, UL609, UL985, UL1610, UL1635, UL1023, CAN/ULC-S545, CAN/ULC-S303, CAN/ULC-S304, CAN/ULC-C1023, CAN/ULC-S527
- CSFM Certificate Number: 7167-1645:108

VISTA-250BP



The VISTA-250BP is effective in environments such as large warehouses, schools, government offices and industrial locations. It provides up to 250 individual zone inputs for detection purposes. Users can split the building's protection to arm and disarm up to eight separate partitions, and a common partition, so you can separate the occupied areas from unoccupied areas, or the office from public areas. For example, this allows users to arm the maintenance offices while the laboratories are occupied after hours, or to arm the warehouse after the shipping staff departs, while leaving the break room disarmed for employee activities.

Optional remote status and control options allow building administrators to manage the system from home or other locations using an Internet browser, cell phone, PDA or other modern mobile device.

The wide variety of sensing devices that are compatible with the VISTA-250BP make it an ideal sensing, indicating and monitoring system for intrusion detection, access control and environmental status like temperature, water and humidity. This allows the system to extend into additional important facility status indications that assist local building management and maintenance professionals.

The VISTA-250BP provides nine on-board zone inputs and supports up to 241 V-Plex zone expansion devices and/or up to 249 wireless sensing devices. It is ideal for large institutional and industrial locations.

SPECIFICATIONS

Capabilities:

- Users: 250
- User levels: 5
- History events: 1000
- Partitions: 8
- Access door readers: 15
- Outputs (relays): 96

User interfaces:

- Total keypads: 31
- Graphic touchscreen keypads: 3
- AlarmNet Total Connect: optional
- Telephone: optional
- Wireless arm/disarm: optional

Schedules:

- Output timers (end-user): 20
- Open/close: daily
- Access: 8
- Time-driven events: 20
- Holidays: date of year

Zones:

- On-board zones: 9
- V-Plex zones: 241

- Wireless zones: 249
- Total System zones: 250
- V-Plex relays: 96 Form C rated 2A at 28V AC/DC

Communication options:

- On-board dialer: included
- GSM: optional
- Internet: optional

Programming options:

- Keypad
- Telephone
- Internet
- GSM

Power:

- Power input: 16.5VAC 40VA
- Standby battery: 12VDC 7AH sealed lead
- Operating current: 250mA Idle, 330mA Active
- Aux power output: 10.2-13.8VDC at 750mA
- Bell output: 12VDC at 1.7A

Environmental:

- Temperature: 32° F to 122° F (0° C to 50° C)
- Humidity: 85% non-condensing

Physical:

Enclosure dimensions:
12.5" W x 14.5" H x 3" D

Listings:

- UL Listed to UL1610, UL1635, UL464, UL609, UL365
- ETL Listed to UL365, UL609, UL985, UL1610, UL1635, UL1023, CAN/ULC-S545, CAN/ULC-S303, CAN/ULC-S304, CAN/ULC-C1023
- CSFM Certificate Number: 7167-1645:108

Commercial Burglary Control Panels Comparison Chart

	VISTA-20P, VISTA-21iP*	VISTA-128BP	VISTA-250BP
Zone Information			
Maximum Zones	48	128	250
HW Standard	8 (15 with zone doubling)	9	9
ECP Expansion	40	N/A	N/A
5800 Wireless Expansion	40	127	249
V-Plex Devices	N/A	119	241
Fire			
Two-wire Smokes	Yes	Yes	Yes
Four-wire Smokes	Yes	Yes	Yes
Smoke Reset	Yes	Yes	Yes
Keypads			
Maximum Keypads	8	31	31
Maximum Alpha Keypads	8	31	31
Maximum Graphic Touchscreens**	4	3	3
Keypad Types	Fixed, Alpha & Graphics	Alpha & Graphics	Alpha & Graphics
Number of Users	48	150	250
Keyswitch Arming	Yes	Yes	Yes
System Configuration			
Aux Power	600mA	750mA	750mA
Alarm Power	2A	1.7A	1.7A
Partitioning			
Number of Partitions	2	8	8
Reporting Format	Contact ID Low Speed Express	Contact ID Low/High Speeds Express	Contact ID Low/High Speeds Express
Line Fault	Yes	No	No
Additional Features			
Outputs (relays)	48	96	96
Access Control	N/A	8 doors	15 doors
RS-232 Support	N/A	Yes	Yes
Total Connect Support	Yes	Yes	Yes
CO Zone Support	Yes	Yes	Yes
Schedules	32	20	20
AlarmNet Support	A, M, G & i	A, M, G & i	A, M, G & i
Panel Linking	N/A	Yes	Yes
Printer Output	N/A	Yes	Yes
Event Log	100	512	1000
Programming	Keypad/Telco	Keypad Serial Port/Telco	Keypad Serial Port/Telco
Optional AlarmNet Upload/Download	Yes	Yes	Yes
Downloader	Yes	Yes	Yes
Compliance Listings			
UL	1023/609/365/1610/1635	985/1023/609/365/ 611/1610	985/1023/609/365/ 611/1610

*VISTA-20P and VISTA-21iP are ETL Listed

**Activating Total Connect Services consumes one AUI keypad, reducing the maximum number of keypads by one.

Communication and Remote Control



Communications

Honeywell is focused on providing the future of alarm communication solutions for the security industry. Alternative communication methods are critical in the marketplace due to the instability of VoIP communication paths, migration from POTS and growth of digital radio networks.

Total Connect Remote Service Applications

Your customers can stay connected...anytime, anywhere with Total Connect Remote Services, which let them control their systems remotely and receive important alerts about activity in and around their business. Now available with video!

COMMUNICATION AND REMOTE CONTROL

4286



VISTA Interactive Phone Module

Description:

This module for any VISTA security system provides remote control access from any touch-tone phone. Customers can conveniently arm, disarm and check their security system status or conduct automation functions from any location.

Product advantages:

- Performs most keypad functions from a touch-tone phone locally or remotely
- System can be called to check the system status and arm/disarm security system remotely
- Operates relays or X-10 receivers on select VISTA panels to control lights and appliances
- Large vocabulary of words for voice descriptors

Power:

- 220mA
- 330mA with speakers attached

Product dimensions:

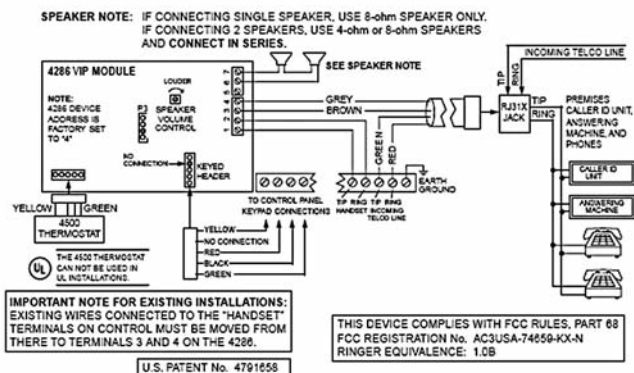
6.438" W x 1.25" H x 4.25" D

Compatibility:

Compatible with all VISTA panels

Listings:

UL Listed to UL1641, UL985



For additional audio applications:

See page 166 for information on the Universal Voice System (UVS).

7845i-ENT



Internet Communicators

- IP downloading
- Internet or Private Network Applications
- Installs behind firewalls without compromising network security
- Full CID reporting
- Four-wire connection to compatible VISTA control panels
- Reduces redundant signal traffic
- Highest level of data security using 1,024-bit key encryption
- Optional 256-bit Advanced Encryption Standard FIPS 197 approved (for Department of Defense)
- Remote Control ready via optional Symphony services
- Dimensions: 7.5" W x 6.5" H x 1.5" D

Listings:

- UL/ULC Listed to UL1610, UL1635, UL464, UL609, UL365, UL1641, UL985, CAN/ULC-S303, CAN/ULC-S304, CAN/ULC-S525, CAN/ULC-S559, CAN/ULC-C1023
- ETL Listed to UL365, UL609, UL864, UL985, UL1610, UL1023, CAN/ULC-S559, CAN/ULC-S545, CAN/ULC-S303, CAN/ULC-S304, CAN/ULC-C1023

Available Pack:

VISTACOM-KT3 includes:

- VISTA-128BP Control Panel
- 6160 Keypad
- 7845i-ENT Internet Communicator



7847i



Honeywell's 7847i Series is the next generation family of IP communicators designed to meet today's demand for viable communication alternatives to POTS.

The 7847i delivers highly secure, reliable, Internet communication of alarm data while the 7847i-E is suitable for enterprise private network applications using local LAN or point to point connections.

Internet signals are delivered to Honeywell's AlarmNet Network Control Center, which routes the information to the appropriate central station. The state of the art AlarmNet Network Control Center is fully redundant and monitored 24/7. AlarmNet has the ability to route messages using the AlarmNet-A, AlarmNet-M, AlarmNet-i and 800 PLUS services, providing true redundancy and multi-path message delivery.

Features:

- **Secure IP reporting** – reports signals via Internet or Intranet (7847i-E only). Uses 256-bit Advanced Encryption Standard or optional 1,024 bit encryption with two-way authentication and no key exchange for maximum data protection.
- **Dialer Capture ready** – compatible with Dialer Capture Intelligence Device DCID or DCID-EXT (other control panels). Captures Contact ID messages from the panel's phone line and sends them to the central station via the IP communicator.
- **Universal control panel compatibility** – flexible modes of operation allow ECP full alarm reporting by Honeywell control panels, 4204 relay mode for Honeywell controls that do not support ECP alarm reporting and zone triggering for use with other control panels
- **Full Contact ID or ADEMCO high speed reporting** – ECP mode with compatible Honeywell control panels support full Contact ID reporting. All other modes use ADEMCO high speed reporting format.
- **Six input zones** – each zone can be configured for +V, -V, or EOLR triggering. Each zone can be programmed for inverted operation, delayed reporting and restoral reporting. Zone 1 can distinguish between pulsed and steady inputs (7847i/7847i-E).
- **Tamper protected enclosure** – built-in tamper sends a report when a tamper condition is detected and a restore when cleared
- **Remote services capability*** – control Honeywell control panels via Internet or mobile device and e-mail notification of system events
- **Network friendly** – installs behind firewalls without compromising network security – dynamic or static IP addressing
- **Ease of installation** – easy CAT-5 10 BaseT connection to a hub or router and quick connection to compatible Honeywell series control panels. Simple programming using a 7720P programmer, AlarmNet Direct website.
- **Upload/download with select Honeywell control panels** – requires Compass version 1.5.8.54a or higher

Listings:

ETL Listed to UL365, UL609, UL864, UL985, UL1610, UL1023, SIA, CAN/ULC-S559, CAN/ULC-S545, CAN/ULC-S303, CAN/ULC-S304, CAN/ULC-C1023

*Requires Honeywell Total Connect Remote Services

COMMUNICATION AND REMOTE CONTROL

7845GSMR



Honeywell's Digital Cellular Communicators deliver secure, reliable and complementary digital communications via the GSM (Global System for Mobile) network. We use Dual-Path GPRS service with SMS backup.

This groundbreaking communications solution offers full data reporting and uploading/downloading with most Honeywell control panels. In addition, with on-board zone inputs and optional dialer capture capability, we're compatible with other manufacturers' security panels as well.

The addition of the snap-in GSML and VISTA-GSM lines allow for integration of the GSM modules directly into the Honeywell VISTA-21iP control panels – making installation faster and easier.

All signals are delivered to Honeywell's AlarmNet Network Control Center, which routes the information to the appropriate central station. The state-of-the-art AlarmNet Network Control Center is fully redundant and monitored 24/7. AlarmNet has the ability to route messages using AlarmNet-i and 800 PLUS services, providing true redundancy and multi-path message delivery.

Features:

- **Full contact ID or ADEMCO high-speed reporting** – contact ID reporting using ECP mode with compatible Honeywell control panels or combined with dialer capture for non-ECP capable control panels
 - **256-bit AES encryption** – advanced encryption standard used for secure communications
 - **Dual-Path Technology** – uses GPRS (General Packet Radio Service) as primary digital cellular path and automatically switches to SMS (Short Message Service) if GPRS is unavailable
 - **Upload/download with select Honeywell control panels using GPRS** – requires Compass version 1.5.8.54a or higher
 - **Dynamic signaling with certain Honeywell control panels** – provides management of control panel dialer and digital cellular communicator. Programmable priority and delays determine signal path.
 - **Diagnostic LEDs** – provide signal strength and status indications
 - **QOS** – Quality of Service diagnostics via AlarmNet supply vital information including when a message was received, battery voltage, input voltage, signal strength and message path
 - **Web-based programming** – allows complete interactive programming from AlarmNet Direct, [https://services.alarmnet.com/AlarmNet Direct](https://services.alarmnet.com/AlarmNet%20Direct)
 - **Intelligent supervision** – any message generated serves as a supervision message per optional 24 hour or 30 day intervals. This feature effectively limits required messages to be sent.
 - **Remote services capability*** – optional Total Connect value-added web-based or SMS system control as well as e-mail notification of system events
 - **Universal control panel compatibility** – flexible modes of operation allow ECP alarm reporting by Honeywell control panels, 4204 relay mode for Honeywell controls (that do not support ECP alarm reporting) and zone triggering for use with other control panels
 - **Dialer Capture ready** – compatible with Dialer Capture Intelligence Device DCID-EXT. Captures Contact ID messages from the panel's phone line and sends them to the central station via the GSM radio.
 - **Seven input zones** – digital processing for improved detection and false alarm protection
 - **Tamper protected enclosure** – built-in tamper sends a report when a tamper condition is detected and a restore when cleared
 - **Built-in power supply** – on-board charging circuit design accommodates back-up battery. Includes primary power and battery supervision.
 - **Back-up battery** – 6V 3.1Ah supplied to deliver up to 24 hours of standby operation
- Listings:**
- UL/ULC Listed to UL365, UL1610, UL1635, CAN/ULC-S559, CAN/ULC-S304
 - ETL Listed to UL365, UL609, UL1610, UL864 Rev.8, CAN/ULC-C1023, CAN/ULC-S545, CAN/ULC-S303, CAN/ULC-S304
 - CSFM
- *Requires Honeywell Total Connect Remote Services

7845i-GSM



Honeywell is focused on providing the future of alarm communication solutions for the security industry. Alternative communication methods are critical in the marketplace due to VoIP, migration from POTS and the growth of digital radio networks.

Honeywell's 7845i-GSM delivers secure, reliable and complementary Internet and digital communications via the GSM (Global System for Mobile) network. Our exclusive, Triple-Path Communications solution combines Internet service with GSM for added reliability and an extra level of security, offering substantial benefits to protect your property.

Our GSM radio technology is unique in that it uses GPRS service for data and alarm communications and automatically switches to SMS for alarms if GPRS is unavailable. Through the Internet or radio, the 7845i-GSM offers full data reporting and uploading/downloading with most Honeywell control panels. Plus, with zone inputs and optional dialer capture capability we're compatible with other manufacturers' control panels as well.

All signals are delivered to Honeywell's AlarmNet Network Control Center, which routes the information to the appropriate central station. The state of the art AlarmNet Network Control Center is fully redundant and monitored 24/7. AlarmNet has the ability to route messages using AlarmNet-i and 800 PLUS services, providing true redundancy and multi-path message delivery.

Features:

- **Universal control panel compatibility** – flexible modes of operation allow ECP alarm reporting by Honeywell control panels, 4204 relay mode for Honeywell controls (that do not support ECP alarm reporting) and zone triggering for use with other control panels
- **Dialer Capture ready** – compatible with Dialer Capture Intelligence Device DCID or DCID-EXT (other control panels). Captures Contact ID messages from the panel's phone line and sends them to the central station via the GSM radio.
- **Seven input zones** – each zone can be configured for +V, -V, or EOLR triggering. Each zone can be programmed for inverted operation, delayed reporting and restoral reporting. Zone 1 can distinguish between pulsed and steady inputs.
- **Full contact ID or ADEMCO high-speed reporting** – ECP mode with compatible Honeywell control panels support full Contact ID reporting. All other modes use ADEMCO high-speed reporting format.
- **Tamper protected enclosure** – built-in tamper sends a report when a tamper condition is detected and a restore when cleared
- **Built-in power supply** – on-board charging circuit design accommodates back-up battery. Includes primary power and battery supervision.
- **Back-up battery** – 6V 3.1Ah supplied to deliver up to 24 hours of standby operation
- **256-bit AES encryption** – advanced Encryption Standard used for secure communications
- **Triple-Path Technology** – provides three paths of communication using Internet, GPRS (General Packet Radio Service) and SMS (Short Message Service).

Uses Internet as primary with dual GSM technology as back-up. GSM path utilizes GPRS and automatically switches to SMS if GPRS is unavailable.

- **Upload/download with select Honeywell control panels using Internet and optionally GPRS** – requires Compass version 1.5.8.54a or higher
- **Dynamic signaling with certain Honeywell control panels** – provides management of control panel dialer and digital cellular communicator. Programmable priority and delays determine signal path.
- **Diagnostic LEDs** – provide signal strength and status indications
- **QOS** – Quality of Service diagnostics via AlarmNet supply vital information including when message was received, battery voltage, input voltage, signal strength and message path
- **Web-based programming** – allows complete interactive programming from AlarmNet Direct, <https://services.alamnet.com/AlarmnetDirect>
- **Intelligent supervision** – any message generated serves as a supervision message per optional 24 hour or 30 day intervals. This feature effectively limits required messages to be sent.
- **Remote services capability*** – optional Total Connect value-added web-based or SMS system control as well as e-mail notification of system events

Listings:

- UL/ULC Listed to UL365, UL1610, UL1635, CAN/ULC-S545
- ETL Listed to UL365, UL609, UL1610, UL864 Rev.9, CAN/ULC-S559, CAN/ULC-C1023, CAN/ULC-S545, CAN/ULC-S303, CAN/ULC-S304
- CSFM

*Requires Honeywell Total Connect Remote Services

AlarmNet-i Solutions

- Easy Installation
- Fast and Secure



Easy Installation

- Connect IP communicator to ECP buss, zone triggers or the dialer via the dialer capture module
- Connect to an available port on the router
- An IP address may be issued dynamically by the router (DHCP). A static IP address may also be used.
- Program account information into IP communicator using AlarmNet Direct programmer or 7720P
- Honeywell control panels may be downloaded using IP communication and Compass software

System Operation

- Once powered and connected, the IP communicator automatically seeks the AlarmNet servers in a private, secure and authenticated connection
- Port 443 is typically available for outbound secure Internet access
- No installation knowledge about encryption keys, network protocol, the firewall or other computer networking knowledge is required to complete the installation

Fast and Secure

- AlarmNet maintains fully AES encrypted secure connections to both the central station as well as the protected premise and only communicates in a totally authenticated and secure manner




AlarmNet-i solutions do not compromise the security of your router

- Opening IP server ports may allow malicious attacks on your network
- The chance for viruses on the computer are increased as is the likelihood of a post-sale service call



AlarmNet Dual-Redundant Network



Internet, Wireless Communications or POTS

- No encryption keys are ever transmitted – maximum data security is assured
- AlarmNet-i solutions only listen to AlarmNet and are resistant to typical attacks
- Typical response time, end-to-end to the central station, is under six seconds
- AlarmNet offers automatic technology rollover with re-transmission to the central station using any of three technologies including, Internet, Mobitex radio or 800 number POTS service



Professional Central Station

Total Connect Remote Service Applications

Differentiate Your Business

The ability to use common devices like cell phones and PDAs as an extension of their security system will appeal to a new generation of buyers who demand technologically advanced services and like to use their devices throughout the day.

Total Connect's comprehensive suite of value-added services are unmatched – making these exclusive new solutions an ideal way for you to differentiate your business.

Connect to Your Customers

With Total Connect, you can help your customers take advantage of all of the amazing benefits next-generation digital technology has to offer – including enhanced communication and the ability to stay connected to their businesses from anywhere in the world.

By simply logging on to a secure website, your customers can:

- Control their security systems via a virtual keypad using any web browser on a PC or via SMS on a PDA or cell phone
- Receive important alerts through various text messaging devices, including cell phones and PDAs
- Be notified of activity in various areas of their businesses
- Utilize optional video services to view activity occurring around the exterior or interior of their business



Here are some ways that you can use Total Connect with your system:

- Arm System
- Disarm System
- Modify User Codes
- Device Activation

Remote Notification Applications:

- System armed or disarmed
- Access to a sensitive or dangerous area
- Notification of power failure
- Notification of abnormal temperature
- Emergency alerts: hold-up and medical
- Maintenance call (NEW)
- Vending machine trouble notification
- HVAC water trouble notification
- Banking or ATM machine notification
- Safe/audit trail notification
- Sewer pressure switch notification
- Boiler preheat failure notification
- Grill hood suppression trouble/discharge notification
- Fire door shrinkage notification
- Chemical storage security notification

UNIQUE USER AND EVENT-INITIATED SERVICES


SMS Text Messaging

Any SMS text messaging device (cell phone, PDA) can control the system and receive information.

Your customers can:


- Request system status
- Arm or disarm the system
- Bypass specific zones and control outputs, such as relays and X-10 devices

E-Mail Notification



Personal reporting of system events can be conducted via e-mail to any capable device, including PDAs and cell phones.

Video Notification




When adding cameras to the system, a picture or series of pictures can be sent to a PDA, cell phone or e-mail address upon an alarm or a pre-programmed event. The user can also initiate this process by requesting info from a

mobile device or viewing live, streaming video through a web browser or 8132i touchscreen keypad.



Web-based Remote Control

- Controlled via a virtual keypad on any PC-based web browser
- Provides the ultimate convenience, control and flexibility since end-users can log in from any remote location



Stay Connected...Anytime, Anywhere!

At the heart of Total Connect is the unique virtual keypad, which can be accessed via a secure website. Whether at home, in the office or on the road, your residential and commercial customers can control their systems via PC's, compatible PDAs, web-enabled cell phones and more to stay connected to their homes and businesses.



Works Exactly Like an Actual Keypad

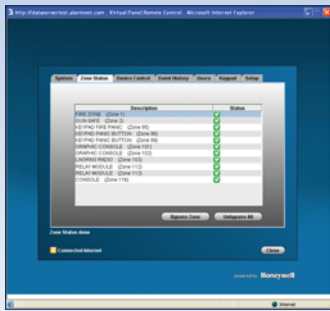
Offered only by Honeywell, the virtual keypad is an online version of an actual keypad – making it easy for users to control their security system and initiate real-time changes.



- Easy to use
- Audio verification
- Real time visual status
- Quick arming, disarming and bypass

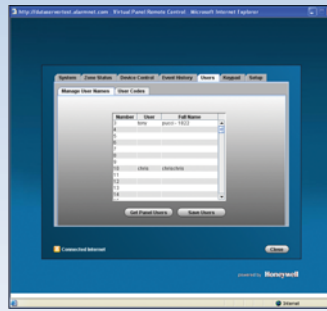


TOTAL CONNECT FLEXIBILITY, CONVENIENCE AND CONTROL



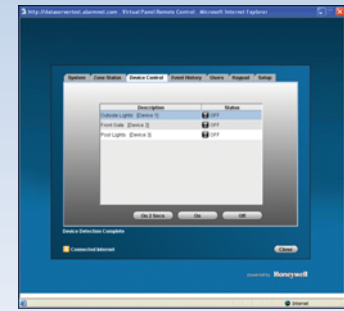
Zone Management

- Easy edit of zone descriptions
- User definable descriptions
- Zone type selection



Users

- Manage users
- Easy addition and deletion of users
- Full user names



Optional Device Control

- Instant remote control of lighting
- Control door locks, garage door and more

Video...the Picture-Perfect Solution



Total Connect's optional video services let your customers view cameras remotely over the Internet – providing them with extra protection and peace of mind while providing you with a tremendous new sales opportunity!

Benefits:

- Connect remotely from anywhere in the world – all you need is Internet access
- Highest level of Internet security
- Look in and view MPEG4 format at 15 frames per second
- Store approximately 100 clips of ten frames each of JPEG images (up to 12 MB) on our server
- Send images via e-mail from any camera with just one touch

To find out more about **Total Connect**, contact your Honeywell District Manager.

My Keypad

Your key to security, convenience and control.

Easy security system operation via laptops, iPhones®, BlackBerrys® and other compatible wireless mobile devices.



My Keypad is a lifestyle-enhancing application of Total Connect that works just like an actual keypad...letting your customers control their security system and receive updates about activity in and around their business from any remote location.

iPhone® is a registered trademark of Apple Inc. All other trademarks are properties of their respective owners.

CONVENIENCE AND CONTROL AT YOUR FINGERTIPS!



Arm and check the status of your security system




Disarm and silence your system



Bypass a door for unscheduled maintenance or service

Commercial Security Solutions



Turn lights on and off remotely



Control garage or warehouse doors

Communication Solutions for Every Business



Total Freedom

As director of operations for a regional supermarket chain, I need to be able to connect and communicate with my business whether I'm on-site or on the go. With Total Connect, I have total freedom! I can go online wherever I am to check that things are running smoothly. More importantly, with so much perishable inventory, I can get instant notification if our refrigeration systems malfunction. Imagine the loss of revenue from spoiled foods, or the liability if customers became ill from foods stored at incorrect temperatures.



Minding the Store

I'm an area manager for a chain of trendy clothing stores located in high-traffic malls. Like many retail environments, employee turnover is high. With that comes the continual need to reassign who has access to the security system. With Total Connect, I can easily get online to assign security codes to allow access as well as cancel codes for ex-employees. I can control the systems of each of the stores in my area through the Total Connect website 24/7. It's great to always be connected!

The portrayals set forth in these marketing materials are for illustrative purposes only and do not represent the thoughts or opinions of any actual consumer.



Stay Connected...and Protected

I'm the security manager for a large commercial property management company that covers over 100 properties in two counties. Even though I know my central station is on top of things, I also like to be in the know. With Total Connect, I can have instant notification if there is a situation at any one of those properties. I recently received an e-mail notifying me that a significant temperature drop occurred in one of the buildings. That meant that if a pipe were to freeze it could cause damage as well as disrupt business! Because of Total Connect, I was alerted to the situation instantly and could take action to have it repaired right away. With immediate access to information, I can better protect my business, my properties and my employees and create a safer work environment.



Connect to Opportunity

My brother and I have been in the electronics business for many years. Our higher ticket items are in a special area of our warehouse that very few people can access. Total Connect helps us keep an eye on our business when we're not around, which usually means ensuring that things are safe and secure. However, Total Connect recently helped us in a way we would never have imagined – functioning as a collaborative tool that actually helped us gain business.

My brother and I were off-site when we got a call from our office manager. A customer whose business we've been trying to get for a long time had called and wanted to place a large order and needed it shipped overnight. However, no one on premises had access to the restricted area where the items were stored. I immediately logged on to Total Connect and assigned a user code to the office manager so she could supervise the fulfillment of this very important order. Thanks to Total Connect, we were able to satisfy a new client and secure a great new business opportunity!

Compass Software

Honeywell's Compass Downloader for Windows® takes security system programming to a whole new level. The network compatible software solution provides a quick and easy method for communicating with VISTA control panels.

Compass 2.0
Coming Soon!



Compass Downloader (Versions 1.5.8 and 2.0)

Software for Microsoft Windows®

- Allows operator to access, program and control any VISTA control panel over normal telephone lines or via iP/GSM communicators
- Compass features include:
 - Complete account change/history
 - Advanced error check on-screen help
 - Fully networkable
 - Exclusive panel feature search
 - Unlimited system templates
 - Multiple user-definable fields
 - Unattended/unsolicited mode

Program Features:

- **Change/History** – reviews all system changes initiated by the download operator within the current session. A complete record of system modifications and the history of an account is also available.
- **Error Check** – technology incorporated into Compass guides you through system programming. To ensure proper panel set-up, an error checking feature monitors programming and provides on-screen error alerts.
- **Help** – an on-screen help bar is displayed along the bottom of each screen for prompt assistance. Programming field numbers within each screen provide easy reference to the program sheet for installation and service.

- **Networkable** – completely network compatible, Compass is engineered to accommodate up to 255 users. Multiple users may access the program and download simultaneously. Compass runs on Peer-to-Peer and LAN based networks such as Novell® and Lantastic®. Each workstation must use its own modem.
- **Search Engine** – allows quick and easy access to panel features. Simply type the desired feature name or the programming field number and the system will bring you directly to the appropriate screen, folder and feature location.
- **Templates** – unlimited templates allow for design of master accounts which result in a selection of options to expedite set-up
- **User-definable fields** – gives the option to customize your accounts screen. Gather and display the information most important to your company.
- **System Configuration Requirements for Compass 1.5.8:**
 - Pentium® or better PC-compatible computer
 - 128 MB/256 MB RAM
 - 200 MB available disk space
 - CD-ROM drive or Internet/network access
 - Microsoft Windows® 95, 98, ME, NT, XP, 2000
 - 800 x 600 minimum display resolution
 - When using Compass on a network, a network speed of 100 Mbps is recommended

Compass 2.0

System Configuration Requirements for Compass 2.0

System Attributes	Minimum	Recommended
Processor	Intel® Pentium® II - 128 MB RAM	Intel® Pentium® IV, 256 MB RAM (or above)
Disk Space (Free)	600 MB	>>1 GB
Monitor Resolution	800 X 600	1024 X 768

Application	Version
Operating System	Microsoft Windows 2000® (All service packs), Microsoft Windows XP Professional® (Service Packs 1, 2 and 3) Microsoft Windows Vista® 32-bit (Ultimate & Premium) Microsoft Windows 7
Database Application	MS SQL Server or MS Access 2.0 if using Windows XP or below MS SQL Server or SQL Express if using Windows Vista
Microsoft Internet Explorer®	5.5 and above

- The new Compass 2.0 configuration window is designed for fast, efficient access to information** – its user-centric design makes features such as account creation and configuration more intuitive. Context sensitive F1 help provides immediate answers to feature inquiries, and searches can be performed based on Feature Groups.
- Compatible with the latest Operating Systems** – Compass 2.0 works with Microsoft Windows XP, Microsoft Windows Vista and Microsoft Windows 7
- Save time** – there is no need to wait for an ongoing job to be completed. The user can execute multiple commands using dial-up and Ethernet simultaneously.
- Upgrade from the old** and legacy access databases to faster and better MSDE or SQL. There is a tool provided that automatically migrates to MSDE or SQL.
- Save time and effort** with Mass Configuration



All trademarks are properties of their respective owners.

Compass Software

Compass Features

v1.5.8

v2.0 & later

Single communication server for all panels		✓
Cancel a command that is currently under execution		✓
Drag & drop of commands		✓
Configure a panel & Schedule jobs for other accounts without closing panel window		✓
Export subscriber account information with report format from main application		✓
Automatic saving of event logs to the database		✓
Viewing history of event logs		✓
Utility to generate report on panels & accounts usage		✓
View & export activity log in Interactive mode		✓
Print customer information from shell		✓
“Change & Compare” screen gives the changes made to loaded view, since the last Save operation		✓
View last retrieved panel status in interactive mode		✓
Communicate with up-to five panels using TCP & dial-up simultaneously		✓
Activity log displays Caller ID information in the Scheduler Activities Viewer		✓
Save Unattended activity logs in text mode		✓
See details of the Job in Queue in Unattended UI		✓
Modify user input & reschedule unattended batch job		✓
Microsoft Windows 98®, Windows NT® (limited on Windows 98®)	✓	
Microsoft Windows 2000, Windows XP	✓	✓
Microsoft Windows Vista® (32-bit)		✓
Microsoft Windows 7		✓
Context Sensitive Help, F1		✓
SQL Server Support	✓	✓
MSDE Support		✓

Communications Agency Listings

UL 365 – Police Station Connected Burglar Alarm Units and Systems

These requirements cover construction, performance and maintenance of police station connected burglar alarm units and systems for use in mercantile premises, mercantile safes and vaults, and bank safes and vaults.

As covered by these requirements, a police station connected alarm system consists of protective circuits and devices, connected through a control apparatus to an enclosed tamper-protected sounding device mounted on an outside or inside wall of the building in which the protected property is situated, and a constantly-manned police department. Intrusion into or disturbance of the units or wiring causes the sounding device to be actuated and a signal to be transmitted to the police department. The sounding device and signal to the police department continue to operate until it is stopped by using the proper control key, by exhaustion of the power supply, or by action of an automatic timing element that is preset for a definite operating period.

UL 609 – Standard for Safety for Local Burglar Alarm Units and Systems

These requirements cover construction, performance and maintenance of local burglar alarm units and systems for use in mercantile premises, mercantile safes and vaults, and bank safes and vaults.

As covered by these requirements, a local alarm system consists of protective circuits and devices, connected through a control apparatus to an enclosed tamper-protected sounding device mounted on an outside wall of the building in which the protected property is situated. Intrusion into or disturbance of the units or wiring causes the sounding device to be actuated. The sounding device continues to operate until it is stopped by using the proper control key, by exhaustion of the power supply, or by action of an automatic timing element that is preset for a definite operating period.

UL 864 – Control Units for Fire Protective Signaling Systems

These requirements cover electrical control units and accessories for fire-protective signaling systems to be employed in ordinary indoor locations.

A control unit as covered by these requirements consists of a unit assembly of electrical parts having provision for the connection of power supply circuits routed through the control unit equipment by a prescribed scheme of circuiting. The circuits are extended to separate devices by which the operating part of the control unit are actuated for signals, and to separate and/or integral devices by which the signals are indicated so as to form a coordinated system combination for definite signaling services. An installation wiring diagram attached to the control unit, or referenced in the control unit marking, indicates the devices and circuits which are acceptable for connection to the control unit in the field.

UL - <http://database.ul.com/cgi-bin/XYV/template/LISEXT/1FRAME/index.htm>
ETL - <http://www.intertek-etlsemko.com>
NIST - <http://www.nist.gov/>

UL 985 – Household Fire Warning System Units

These requirements cover household fire warning system control units intended to be installed in accordance with the National Fire Alarm Code.

A household fire warning system control unit consists of a unit assembly of electrical parts having provision for connection of power supply and initiating device circuits. Provision for connection of an indicating device circuit is also required unless an alarm sounding device is integral with the control unit. Additional terminals may be provided for the connection of supplementary devices, such as annunciators, remote switches and the like. A secondary supply, such as a battery, may be provided integral with the control unit or provision may be provided for its connection to the control unit.

UL 1023 – Household Burglar Alarm System Units

These requirements cover burglar alarm system units intended for use in residences to protect a complete multi-room residence, one room of a residence, or one opening or area in a residence.

Household burglar alarm system units covered by these requirements consist of one or more unit assemblies of electrical components that are designed to detect the presence, movement, sound, or other activity of an intruder. Provisions are made for the connection of a power supply, remote control and signal circuits by a prescribed method of wiring.

UL 1610 – Central Station Burglar Alarm Units

These requirements cover components of central station burglar alarm systems intended and specifically designated for burglary protection use at mercantile and banking premises, on mercantile safes, and on bank safes and vaults.

The components covered by these requirements are intended for use in a burglar alarm system in which the operations of electrical protection circuits and devices are transmitted automatically to, recorded in, maintained and supervised from a central station that employs trained operators and alarm investigators who are in attendance at all times.

UL 1635 – Standard for Safety for Digital Alarm Communicator System Units

These requirements cover digital alarm communicator system units for use in central station burglar alarm systems, proprietary burglar alarm systems, police station connect burglar alarm systems, residential burglar alarm systems, residential fire warning systems and home health care medical alert systems.

As covered by these requirements, a digital alarm communicator system consists of a digital alarm communicator transmitter interconnected to or integral with: a) a central station burglar alarm control unit, b) a proprietary burglar alarm control unit, c) a police-station-connect burglar alarm control unit, d) a residential burglar alarm control unit, e) a residential fire warning control unit, or f) a home health care medical alert control unit. A need for off premises transmission will activate the digital alarm communicator transmitter that contacts a digital alarm communicator receiver located at a central station or residential monitoring station through the telephone company's switched network (dial system) and transmits a message identifying the change in condition at the protected premises or residence.

COMMUNICATION AND REMOTE CONTROL | AGENCY LISTINGS

Communication Devices	Description	Testing Agency	Commercial Burglary Standards			
			UL 365 Police Connected Burglar Alarm Commercial Burglar	UL 609 Local Burglar Alarm Systems	UL 1610 Central Station Burglar Alarm Commercial Burglar	UL 1635 Digital Alarm Communications Commercial Burglar
AlarmNet-G						
7845GSM Kitted as 7845GSMR GSMCF	GSM Cellular Communication Module	UL/ETL	✓	✓ (ETL Only)	✓	✓ (UL Only)
7845i-GSM iGSMCF	Internet/GSM Cellular Communication Module	UL/ETL	✓	✓ (ETL Only)	✓	✓ (UL Only)
VISTA-GSM	GSM Communication Module for VISTA-21iP Control	ETL	✓	✓	✓	✓
AlarmNet-i						
7847i-L	Internet Communication Module for LYNXR-I/LYNXR-2 Control	ETL	✓	✓	✓	✓
7847i	Internet Communication Module	ETL	✓	✓	✓	✓
7845i-ENT	Internet/Intranet Communicator Module	UL	✓	✓	✓	✓
7810iR-ENT	Internet/Intranet Alarm Receiver	UL/ETL	✓		✓	
AlarmNet-A						
7720PLUS	Synthesized Subscriber Transmitter	UL	✓		✓	✓
7720ULFPLUS	Standalone/Slave Combination Fire Control and Long Range Radio Transmitter	UL				
AlarmNet- M						
7830R	ULAA Subscriber Transceiver	UL	✓		✓	

COMMUNICATION AND REMOTE CONTROL | AGENCY LISTINGS

*Standalone listing does not require a separately listed DACT.

**Primary/backup listing requires use of a listed DACT.

Commercial Burglary Standards		Commercial Fire Standards				
Level 3 Line Security (Grade AA) Commercial Burglar	NIST National Institute of Standards and Technology	UL 864 Rev. 9 Standalone*	UL 864 Rev. 9 Primary/Backup**	UL 864 Rev. 8	Factory Mutual (FM) Commercial Fire	California State Fire Marshall (CSFM)
				✓ (ETL Only)		✓
	✓	✓ (ETL Only)	✓ (ETL Only)			✓
			✓			✓
✓			✓		✓	✓
✓	✓	✓	✓		✓	✓
✓	✓	✓	✓		✓	✓
	✓	✓				✓
				✓		✓
✓						

Expansion Modules



Expanding Your System Capabilities

Honeywell's wide range of expansion modules enable you to configure a system to meet any installation challenge and help end-users take full advantage of their security system features.

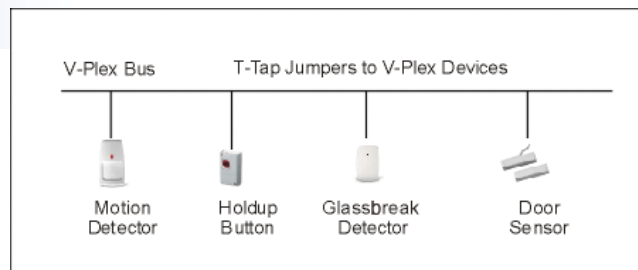
How to route cables when using V-Plex addressable systems

As a system designer, you need the maximum number of options available when it comes to connection strategies. Honeywell VISTA V-Plex addressable systems adapt to your connection strategy by offering you three ways to connect devices to the system. In your design, use one or all of these flexible connection methods in the same system.



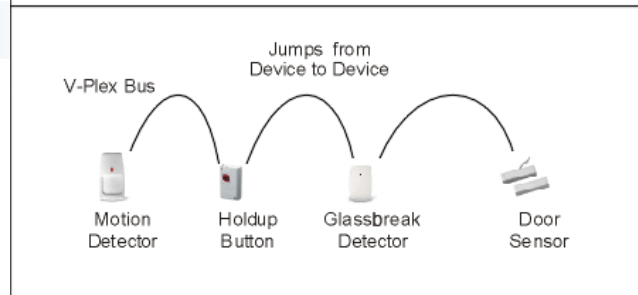
Bus-line T-tap Connection Strategy

Using this method, route a bus line from the control panel to the far end of the protected building. At locations closest to sensors, tap into the bus and connect a two-wire jumper between the bus and the V-Plex compatible device.



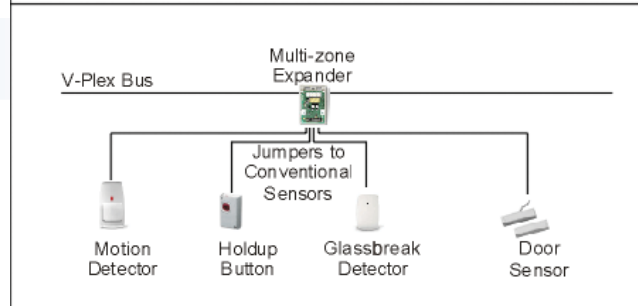
Jumping from Device to Device

This method allows you to route an 18AWG, two-wire, twisted pair cable from the control panel to the first V-Plex compatible device, then to another and then another in a chain of addressable devices.



Grouping Devices Together at Multi-Zone Input Expanders

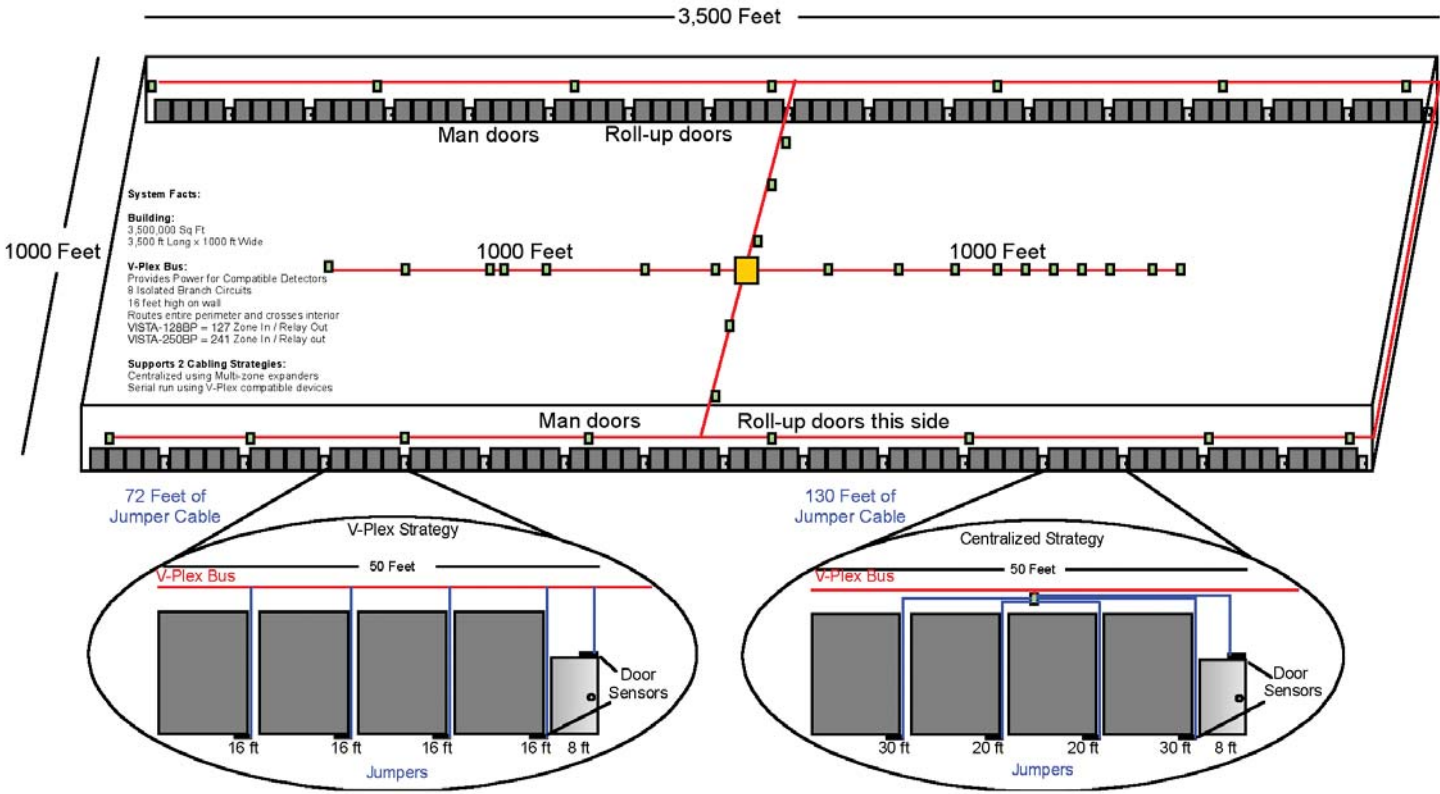
When using powered devices or when you have a number of devices within close proximity to one another, you can use conventional detection devices and connect them to a zone expander with one or more inputs. The zone expander is connected directly to the V-Plex bus. From the zone expander, route jumpers to detection devices.



The vastness of the V-Plex addressable system

V-Plex is so flexible that it can operate in buildings of all sizes. From small retail shops and professional offices to large distribution centers, V-Plex can go the distance, allowing you to connect zone inputs, relay outputs and VistaKey access door controllers anywhere along the bus. With proper use of extension modules, you can connect devices in a bus extending to a staggering 12,000 feet. To get a realistic understanding of a large V-Plex application, see the illustration below.

V-Plex Cabling Strategies
How large of a building will V-Plex Cover?



Does V-Plex really make a difference in cable costs?

In large projects, your connection strategy can make a dramatic difference in the overall cost of system cable. Take a look at how much cable you save when using native V-Plex devices on the left, while on the right we used conventional devices connected to a multi-zone expander. How are your jumpers adding up?

4190SN



Description:

Addressable zone expander, two-zone for Honeywell V-Plex addressable systems

Product advantages:

Connect external devices anywhere that the V-Plex bus can reach

Recommended use:

- Use for a zone input on a V-Plex system
- The system uses zone inputs to provide status of doors, windows, motion detectors and other sensing devices

Included items:

Housing

Mounting options:

Screw-mounted to a flat surface

General application:

All commercial applications

Compatibility:

V-Plex


Product dimensions:

3.25" H x 2.125" W x 1" D

Listings:

ETL Listed to UL864, CAN/ULC-S304

4293SN



Description:

Addressable zone expander, one-zone for Honeywell V-Plex addressable systems

Product advantages:

- Can be located anywhere along the two-wire addressable V-Plex bus
- Converts any normally closed conventional detection device to an addressable device. Conventional detector must provide dry-contact output.
- System automatically learns device serial number so no DIP-switch addressing is required
- Small size fits easily into most sensing detector enclosures or splice boxes
- Adds one normally-closed zone input to a V-Plex addressable system
- Supervised for open or normal circuit conditions
- UL Listed for commercial burglary alarm applications

Recommended use:

Use for commercial addressable systems when deploying conventional detectors in a V-Plex addressable system

Mounting options:

- Fits well inside the detector's enclosure or in an adjoining electrical splice box
- Mount within three feet of detector for UL Listed applications
- Locate anywhere along the V-Plex bus

Compatibility:

- All VISTA control panels that are compatible with V-Plex addressable technology such as VISTA-32FB, VISTA-128BP, VISTA-128FBP, VISTA-250BP and VISTA-250FBP
- Not compatible with VISTA-20P control panels

Product dimensions:

0.25" W x 1.75" L

Power:

Supplied by the control panel's two-wire V-Plex Bus: 1mA at 7-11VDC

Temperature:

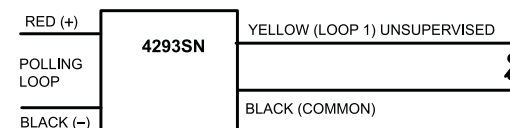
20° F to 105° F (-7° C to 40.5° C)

Humidity:

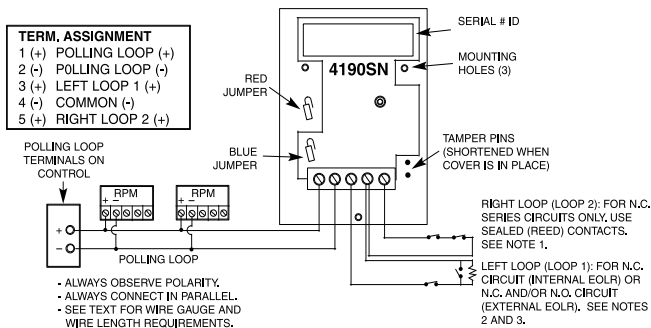
5-95% relative, non-condensing

Listings:


UL/ULC Listed to UL1610, UL1635, UL464, UL609, UL365, UL1641, CAN/ULC-S525, CAN/ULC-S303, CAN/ULC-S304, CAN/ULC-C1023



Wiring Diagram



4193SN



Description:

Addressable zone expander, two-zone for Honeywell V-Plex addressable systems

Product advantages:

- Can be located anywhere along the two-wire addressable V-Plex bus
- Converts any conventional detection device to an addressable device. Conventional detector must provide dry-contact output.
- System automatically learns device serial number so no DIP-switch addressing is required
- Small size fits easily into most sensing detector enclosures or splice boxes
- Two zone inputs: one supervised with 10K EOL resistor, one unsupervised loop
- Loop 1 provides a broad, 300 ohm tolerance
- Supervised for open, shorted or normal circuit conditions
- UL Listed for commercial burglary and fire alarm applications

Recommended use:

Use for commercial addressable systems when deploying conventional detectors in a V-Plex addressable system

Mounting options:

- Fits well inside the detector's enclosure or in an adjoining electrical splice box
- Mount within three feet of detector for UL Listed applications
- Locate anywhere along the V-Plex bus

Compatibility:

- All VISTA control panels that are compatible with V-Plex addressable technology such as VISTA-32FB, VISTA-128BP, VISTA-128FBP, VISTA-250BP and VISTA-250FBP
- Not compatible with VISTA-20P control panels

Product dimensions:

0.625" W x 2.5" L

Included items:

10K end of line resistor for loop 1

Power:

Supplied by the control panel's two-wire V-Plex Bus: 1.5mA at 7-11VDC

Temperature:

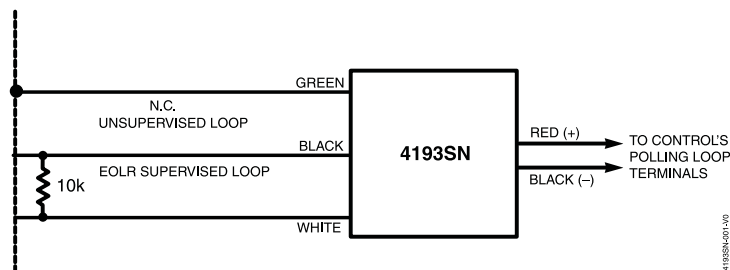
20° F to 105° F (-7° C to 40.5° C)

Humidity:

5-95% relative, non-condensing

Listings:

- UL/ULC Listed to UL365, UL464, UL609, UL864, UL1610, UL1635, CAN/ULC-S303, CAN/ULC-S304, CAN/ULC-S525, CAN/ULC-S527
- CSFM Certificate Number: 7300-1645-127



4208SN



Description:

- Addressable zone expander, eight-zone for Honeywell V-Plex addressable systems
- Automatically addressed
- Eight class B zone inputs

Product advantages:

- Can be located anywhere along the two-wire addressable V-Plex bus
- Converts any conventional detection device to an addressable device. Conventional detector must provide dry-contact output.
- System automatically learns device serial number so no DIP-switch addressing is required
- Enclosure splice box included for easy mounting and tamper protection
- Adds up to eight inputs to a V-Plex addressable system
- Eight class B loops, each supervised by 10K ohm resistor
- Loops provide a broad, 300 ohm tolerance
- Supervised for open, shorted or normal circuit conditions
- UL Listed for commercial burglary and fire alarm applications

Recommended use:

Use for commercial addressable systems when deploying conventional detectors in a V-Plex addressable system when using a centralized connection approach

Mounting recommendations:

On a flat surface, centrally located to collect up to eight zones from nearby detectors

Compatibility:

- All VISTA control panels that are compatible with V-Plex addressable technology such as VISTA-32FB, VISTA-128BP, VISTA-128FBP, VISTA-250BP and VISTA-250FBP
- Not compatible with VISTA-20P control panels

Product dimensions:

6.438" W x 4.25" H x 1.25" D

Power:

- Supplied by the control panel's two-wire V-Plex bus: 33.6mA at 8-11VDC (0.6mA when powered externally)
- External power supply option: 33.6mA at 12VDC (all loops shorted)

Temperature:

32° F to 122° F (0° C to 50° C)

Humidity:

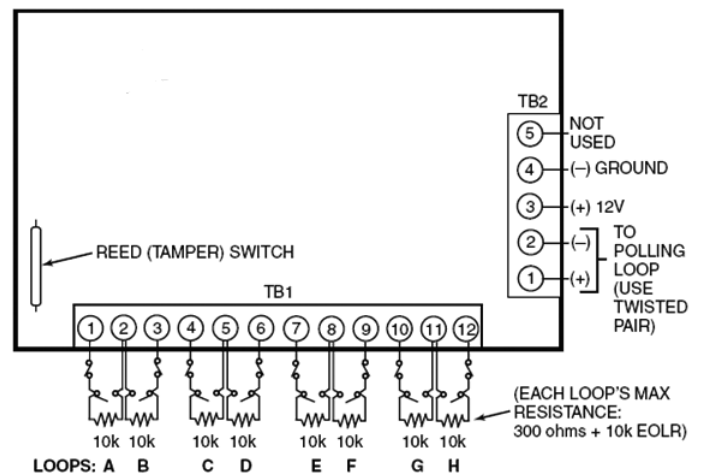
5-95% relative, non-condensing

Included items:

Eight 10K end of line resistors

Listings:

- UL/ULC Listed to UL1610, UL1635, UL464, UL609, UL365, UL1076, UL1637, UL1641, UL864, UL985, CAN/ULC-S303, CAN/ULC-S304, CAN/ULC-S525, CSA-C22.2 No.205, CAN/ULC-S545
- CSFM Certificate Number: 7300-1645:131



4208U



Description:

- Addressable zone expander, eight-zone for Honeywell V-Plex addressable systems
- Automatically addressed or DIP-switch addressed
- Eight class B zone inputs

Product advantages:

- Can be located anywhere along the two-wire addressable V-Plex bus
- Converts any conventional detection device to an addressable device. Conventional detector must provide dry-contact output.
- System automatically learns device serial number or use optional DIP-switch addressing
- Enclosure splice box included for easy mounting and tamper protection
- Adds up to eight inputs to a V-Plex addressable system
- Eight class B loops, each supervised by 10K ohm resistor
- Loops provide a broad, 300 ohm tolerance
- Supervised for open, shorted or normal circuit conditions
- UL Listed for commercial burglary and fire alarm applications

Recommended use:

Use for commercial addressable systems when deploying conventional detectors in a V-Plex addressable system when using a centralized connection approach

Mounting recommendations:

On a flat surface, centrally located to collect up to eight zones from nearby detectors

Compatibility:

- All VISTA control panels that are compatible with V-Plex addressable technology such as VISTA-32FB, VISTA-128BP, VISTA-128FBP, VISTA-250BP and VISTA-250FBP
- Not compatible with VISTA-20P control panels

Product dimensions:

6.438" W x 4.25" H x 1.25" D

Power:

- Supplied by the control panel's two-wire V-Plex bus: 33.6mA at 8-11VDC (0.6mA when powered externally)
- External power supply option: 33.6mA at 12VDC (all loops shorted)

Temperature:

32° F to 122° F (0° C to 50° C)

Humidity:

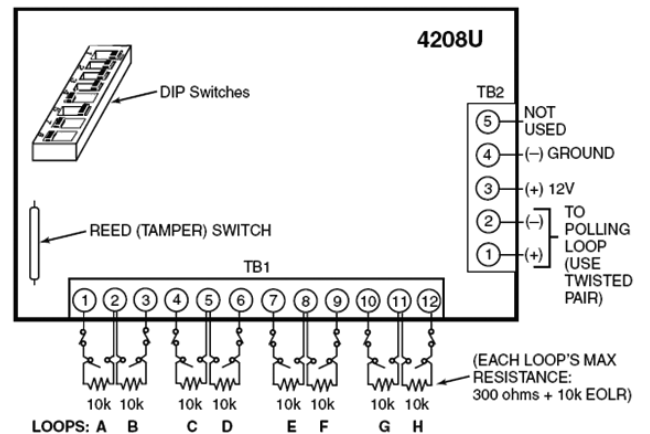
5-95% relative, non-condensing

Included items:

Eight 10K end-of-line resistors

Listings:

- UL/ULC Listed to UL1610, UL1635, UL636, UL464, UL609, UL365, UL1076, UL1637, UL1641, UL864, UL985, CAN/ULC-S303, CAN/ULC-S304, CAN/ULC-S525, CAN/ULC-C1023, CSA-C22.2 No.205, CAN/ULC-S545
- ETL Listed to UL864
- FM
- CSFM Certificate Number: 7300-1645:131



4101SN



Description:

Relay output and zone input module

Product advantages:

- V-Plex technology allows you to locate output relays anywhere along the bus
- The 4101SN is an I/O module with a zone input and a relay output

Recommended use:

Use to switch remote devices like sirens, horns, LEDs or distant systems

Included items:

- Mounting screws
- 10K resistor

Mounting options:

Screw-mounted to a flat surface

General application:

Output switching

Compatibility:

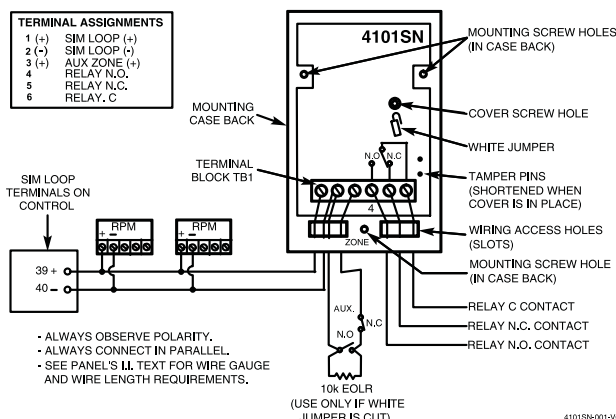
V-Plex

Product dimensions:

3.25" H x 2.125" W x 1" D

Listings:

- ETL Listed to UL864
- MEA
- CSFM Certificate Number: 7300-1645:147



4101SN-001-V0

4297



Description:

- V-Plex polling loop extender and booster module
- As an isolation module, the 4297 allows installers to group selected zones on one loop. For example, fire and burglary zones may be grouped separately; essentially isolating one from another. This isolation feature prevents failure in one loop from compromising the integrity of any other loop.
- Gives installers the flexibility to extend system-wide wiring capability, from approximately 12,000 ft. without the added expense of additional hardware or control panels

Product advantages:

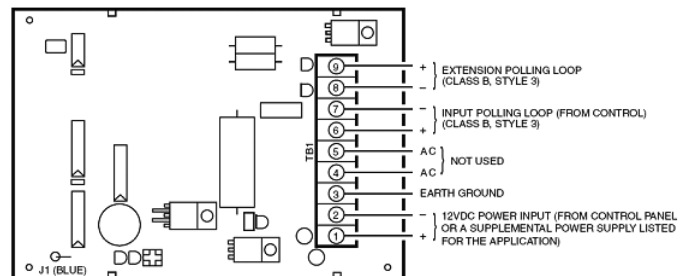
- Isolate open and short circuit faults from main V-Plex loop
- Provides additional V-Plex loop current and distance
- V-Plex loop isolation between primary and extended loop
- Fully supervised
- Separate DC input, no current drain from primary V-Plex loop
- Monitors DC power input

Product dimensions:

6.438" W x 4.25" H x 1.25" D

Listings:

- UL/ULC Listed to UL1610, UL1635, UL636, UL864, UL985, CAN/ULC-S304, CSA-C22.2 No.205, CAN/ULC-S545
- ETL Listed to UL864
- CSFM Certificate Number: 7300-1645:122



V-Plex-VSI



Description:

- V-Plex short isolator
- Designed to work on all Honeywell V-Plex polling loops, the V-Plex-VSI provides short circuit isolation for devices on compatible control panels
- When a short occurs on a polling loop branch, it illuminates a trouble LED and isolates the defective branch from the system – enhancing life safety and protection while reducing troubleshooting time and maintenance costs

Product advantages:

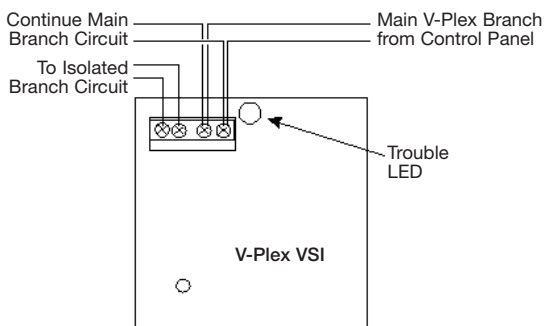
- Detects and isolates polling loop branches with complete or resistive shorts, and overload or defective polling loop devices on initial power up
- Can be used to isolate burglary devices from fire devices, increasing life safety and protection
- LED indicator reduces troubleshooting time and maintenance costs
- Can be used on all qualified controls that support the ADEMCO V-Plex two-wire polling loop
- Operates automatically on qualified controls without the need for changes to existing control hardware or software
- Powered directly from the V-Plex two-wire polling loop
- Can be placed on any major or minor branch in any configuration on the polling loop
- Low power consumption
- Designed to meet appropriate regulatory agency requirements

Product dimensions:

4.135" L x 2.56" W x 0.87" D

Listings:

- UL/ULC Listed to UL1610, UL1635, UL464, UL609, UL365, UL1641, UL864, CAN/ULC-S303, CAN/ULC-S304, CAN/ULC-S525, CAN/ULC-C1023
- ETL Listed to UL864
- CSFM Certificate Number: 7300-1645:166



4204



Description:

Addressable four-relay output board for Honeywell ECP bus compatible systems

Product advantages:

- Can be located anywhere along the four-wire ECP bus
- Provides up to four Form C dry-contact outputs
- Simple DIP-switch addressing
- Enclosure splice box included for easy mounting and tamper protection
- Supervised for proper module operation
- UL Listed for commercial burglary applications

Recommended use:

Use for commercial systems when deploying relay outputs to switch external devices

Mounting recommendations:

- On a flat surface
- Locate anywhere on the ECP bus

Compatibility:

All VISTA control panels that are compatible with ECP bus technology such as VISTA-20P, VISTA-21iP, VISTA-32FB, VISTA-128BP, VISTA-128FBP, VISTA-250BP and VISTA-250FBP

Product dimensions:

6.438" W x 4.25" H x 1.25" D

Power:

- Supplied by the control panel's four-wire ECP bus: 15mA at 12VDC idle, 40mA each energized relay (175mA maximum)
- External power supply option: 175mA at 12VDC (minimum)

Relay contact rating:

2A at 28VAC

Temperature:

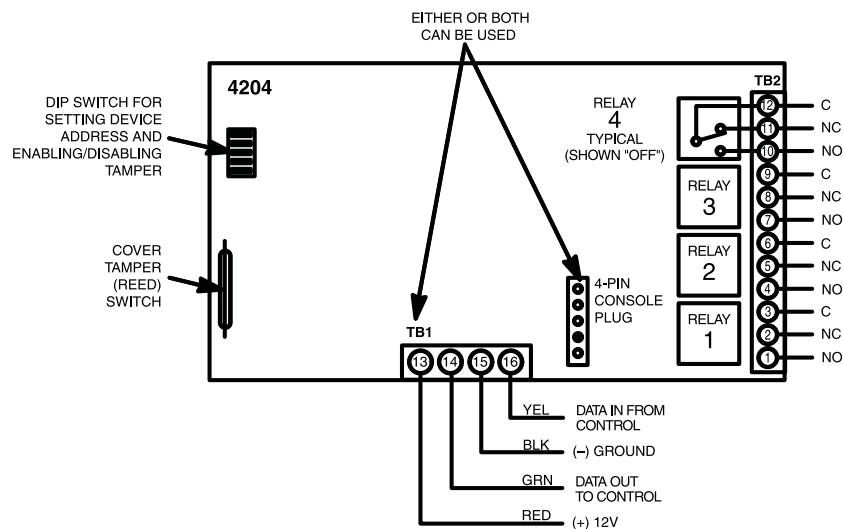
32° F to 122° F (0° C to 50° C)

Humidity:

5-95% relative, non-condensing

Listings:

- UL Listed to UL1641, UL864
- ETL Listed to UL864
- CSFM Certificate Number: 7300-1645-117



Transmitter location is important for an effective wireless system

System designers need the ability to reach distant detection devices using various connection strategies. One effective means of connecting devices to the control panel is to use wireless transmitters. Wireless technology operates effectively in a number of construction types. When using wireless devices, here are a few points to remember.



Wireless Detector Range

Wireless system strength varies depending upon the building layout and construction types. To successfully design a wireless system, it helps to understand a little about how wireless devices transmit through material.

■ Range in Semi-enclosed Building Applications

In common business locations with permanent offices, cubicles and normal walls, the range between a transmitter and a receiver is a nominal 200 feet. This range can be extended by locating repeaters up to 200 feet away from receivers. This extends the range to 400 feet.

■ Range in Large, Open Applications

In warehouses, across yards or in other open environments, the range between transmitters and receivers can be far greater than 200 feet.

Glass and Plastic Building Materials

Radio waves pass through most glass and plastic materials. Transmitters or receivers located in glass or plastic enclosures should transmit through the enclosure with little effect on the strength of the signal.


Metal Building Materials

Just like a mirror reflects light, metallic materials reflect radio waves in the same way. When metal objects are near transmitters, radio waves must bounce off of metallic objects until the radio wave finds its way to a receiver. If metal objects surround transmitters, the wave may be blocked from being transmitted and messages would not be received by the system receiver.

Wood and Earthen Building Materials

Concrete, wood, stucco and similar building materials tend to absorb radio waves. When these types of materials are between transmitters and receivers, the material tends to cause the transmitted power to be lower in strength when received. Surrounding a receiver with these types of materials can reduce overall system performance.

5881ENH



Description:

Wireless receiver for 5800 Series Wireless devices

Product advantages:

- Simple, four-wire ECP bus installation
- On-board LED status indicators
- Can be located up to 500 feet from control panel when connected to a four-wire, 18AWG, unshielded cable
- Anti-jam technology
- Spatial Diversity System virtually eliminates nulls in the coverage area

Recommended use:

Use for commercial locations employing 5800 Series Wireless devices and transmitters

Mounting recommendations:

- On walls, locate high on walls away from metallic objects and duct work
- Operates best if you can mount high so that it is in the line of sight of transmitters and wireless detectors

Compatibility:

All VISTA control panels that are compatible with 5800 wireless devices

Product dimensions:

10.875" H x 4.375" W x 1.438" D (antenna installed)

Range:

- Semi-enclosed buildings: 200 feet average
- Open warehouses: much greater than 200 feet

Power:

- 12VDC
- Maximum: 60 mA

Temperature:

32° F to 122° F (0° C to 50° C)


Humidity:

5-95% relative, non-condensing

Listings:

- UL/ULC Listed to UL985, ULC-C1023
- CSFM Certificate Number: 7300-1645-128
- FCC

5881ENHC



Description:

- Wireless receiver for 5800 Series Wireless devices
- Listed for commercial burglary and fire alarm applications

Product advantages:

- Simple, four-wire ECP bus installation
- On-board LED status indicators
- UL Listed for wireless commercial burglary and fire alarm applications
- Can be located up to 500 feet from control panel when connected to a four-wire, 18AWG, unshielded cable
- Anti-jam technology
- Spatial diversity system virtually eliminates nulls in the coverage area

Recommended use:

Use for commercial locations employing 5800 Series Wireless devices and transmitters

Mounting recommendations:

- On walls, locate high on walls away from metallic objects and duct work
- Operates best if you can mount high so that it is in the line of sight of transmitters and wireless detectors

Compatibility:

All VISTA control panels that are compatible with 5800 Series Wireless devices

Product dimensions:

10.875" H x 4.375" W x 1.438" D (antenna installed)

Range:

- Semi-enclosed buildings: 200 feet average
- Open warehouses: much greater than 200 feet

Power:

- 12VDC
- Maximum: 60 mA

Temperature:

32° F to 122° F (0° C to 50° C)

Humidity:

5-95% relative, non-condensing

Listings:

- UL/ULC Listed to UL1610, UL1635, UL864, UL636, UL464, UL609, UL365, UL1076, UL1637, UL1641, UL985, CAN/ULC-S303, CAN/ULC-S304, CAN/ULC-S525, CAN/ULC-C1023, CAN/ULC-C1076, CSA-C22.2 No.205, CAN/ULC-S545
- ETL Listed to UL864
- FM
- MEA
- CSFM Certificate Number: 7300-1645:128
- FCC

5800RP



Description:

Wireless repeater for 5800 Series Wireless devices

Product advantages:

- Extends range of wireless systems an additional 400 feet in semi-enclosed buildings, greater distances in open warehouses
- On-board LED status indicators
- Receives messages from transmitters and retransmits system status information to receivers or transceivers and to handheld devices and wireless sirens
- Can be located up to 200 feet from any system wireless receiver where 110VAC receptacle is available
- Anti-jam technology
- Spatial diversity system virtually eliminates nulls in the coverage area

Recommended use:

Use for larger commercial locations employing 5800 Series Wireless devices and transmitters where the system includes two-way handheld devices or wireless sirens

Mounting recommendations:

- On walls, locate high on wall away from metallic objects and duct work
- Operates best if you can mount high so that it is in the line of sight of transmitters and wireless detectors

Compatibility:

All VISTA control panels that are compatible with 5800 Series Wireless devices

Product dimensions:

10.875" H x 4.375" W x 1.438" D (antenna installed)

Range:

- Semi-enclosed buildings: 200 feet average
- Open warehouses: much greater than 200 feet

Power:

- 12VDC or 9VAC
- Maximum: 80mA

Temperature:

32° F to 122° F (0° C to 50° C)

Humidity:

5-95% relative, non-condensing

Listings:

- ETL Listed to UL864
- CSFM Certificate Number: 7300-1645:163
- FCC

5883H



Description:

- Wireless transceiver for 5800 Series Wireless devices
- Listed for commercial applications

Product advantages:

- Simple, four-wire ECP bus installation
- On-board LED status indicators
- Receives messages from transmitters and transmits system status information to repeaters, handheld devices and wireless sirens
- UL Listed for wireless commercial fire alarm applications
- Can be located up to 500 feet from control panel when connected to a four-wire, 18AWG, unshielded cable
- Anti-jam technology
- Spatial diversity system virtually eliminates nulls in the coverage area

Recommended use:

Use for commercial locations employing 5800 Series Wireless devices and transmitters where the system includes two-way handheld devices or wireless sirens

Mounting recommendations:

- On walls, locate high on walls away from metallic objects and duct work
- Operates best if you can mount high so that it is in the line of sight of transmitters and wireless detectors

Compatibility:

All VISTA control panels that are compatible with 5800 Series Wireless devices

Product dimensions:

10.875" H x 4.375" W x 1.438" D (antenna installed)

Range:

- Semi-enclosed buildings: 200 feet average
- Open warehouses: much greater than 200 feet

Power:

- 12VDC
- Maximum: 60mA

Temperature:

32° F to 122° F (0° C to 50° C)

Humidity:

5-95% relative, non-condensing

Listings:

- UL/ULC Listed to UL1641, UL985, CAN/ULC-C1023, CAN/ULC-S545
- CSFM Certificate Number: 7300-1645:159
- MEA
- FM
- FCC

5816



Description:

Wireless transmitter for 5800 Series Wireless systems

Product advantages:

- Can be located up to 200 feet from receivers, transceivers or repeaters
- Tampered cover
- Includes integrated door contact
- Continual battery and tamper supervision
- Regular supervision check-in signals
- Seven-day low battery advanced warning before failure

Recommended use:

Use for commercial locations employing 5800 Series Wireless receivers and transceivers

Mounting recommendations:

- **On walls:** Locate high on walls away from metallic objects and duct work
- Operates best if you can mount high so that it is in the line of sight of receivers and transceivers

Compatibility:

All VISTA control panels that are compatible with 5800 Series Wireless devices

Product dimensions:

3.062" H x 1.562" W x 1.188" D

Range:

- **Semi-enclosed buildings:** 200 feet average
- **Open warehouses:** much greater than 200 feet

Power:

3V lithium battery included

Temperature:

32° F to 120° F (0° C to 48.9° C)

Humidity:

5-95% relative, non-condensing

Listings:

- UL/ULC Listed to UL634, UL1641, UL985, CAN/ULC-C634
- FCC

5817



Description:

Wireless transmitter for 5800 Series Wireless devices

Product advantages:

- Can be located up to 200 feet from receivers, transceivers or repeaters
- Three zone inputs in one transmitter
- Includes integrated door contact and magnet
- Tampered front and back
- Continual battery and tamper supervision
- Regular supervision check-in signals
- Seven-day low battery advanced warning before failure
- Anti-jam technology
- Option for repetitive alarm transmission

Recommended use:

Use for commercial locations employing 5800 Series Wireless receivers and transceivers

Mounting recommendations:

- **On walls,** locate high on wall away from metallic objects and duct work
- Operates best if you can mount high so that it is in the line of sight of receivers and transceivers

Compatibility:

All VISTA control panels that are compatible with 5800 Series Wireless devices

Product dimensions:

3.5" H x 1.562" W x 1.188" D

Range:

- **Semi-enclosed buildings:** 200 feet average
- **Open warehouses:** much greater than 200 feet

Power:

3V lithium battery included

Temperature:

32° F to 120° F (0° C to 48.9° C)

Humidity:

5-95% relative, non-condensing

Listings:

- UL Listed to UL1641, UL985
- FCC

5817CB



Description:

- Wireless transmitter for 5800 Series Wireless devices
- Loop uses end-of-line resistor for supervision
- Listed for commercial burglary and fire alarm applications

Product advantages:

- UL Listed for wireless commercial burglary and fire alarm applications
- Can be located up to 200 feet from receivers, transceivers or repeaters
- Loop supervised for short circuits with end-of-line resistor
- Includes integrated door contact and magnet
- Three zone inputs in one transmitter
- Tampered front and back
- Continual battery and tamper supervision
- Regular supervision check-in signals
- Seven-day low battery advanced warning before failure
- Anti-jam technology
- Option for repetitive alarm transmission

Recommended use:

Use for commercial locations employing 5800 Series Wireless receivers and transceivers

Mounting recommendations:

- On walls, mount high on wall away from metallic objects and duct work
- Operates best if you can mount high so that it is in the line of sight of receivers and transceivers

Compatibility:

All VISTA control panels that are compatible with 5800 Series Wireless devices

Product dimensions:

3.5" H x 1.562" W x 1.188" D

Range:

- Semi-enclosed buildings: 200 feet average
- Open warehouses: much greater than 200 feet

Power:

3V lithium battery included

Temperature:

32° F to 120° F (0° C to 48.9° C)

Humidity:

5-95% relative, non-condensing

Listings:

- UL/ULC Listed to UL1610, UL1635, UL864, UL464, UL609, UL365, UL1076, UL1637, UL1641, UL985, CAN/ULC-S303, CAN/ULC-S304, CAN/ULC-S525, CAN/ULC-C1076, CAN/ULC-C1023, CSA-C22.2 No.205, CAN/ULC-S545
- ETL Listed to UL864
- MEA
- CSFM Certificate Number: 7300-1645:157
- FCC

User Interfaces

User interfaces allow system users to interact, administrate and control the system. Honeywell Security offers a wide variety of solutions to address the unique needs of every system user. Honeywell offers everything from standard keypads to a line of exclusive touchscreen and dependable remote control devices. We are the only security manufacturer that can put the power of the system in your customers' hands when you use a smartphone or the Internet. At a minimum, users need at least one touchscreen or keypad device. Onsite history reporting may also be required in any application. Keypads provide this vital system function. This section summarizes the benefits and requirements of our commercial user interface products.

Arm and disarm departments within the facility from a central location using simple and interactive menu screens.

Monitor computer and server rooms to help prevent costly server failures. Monitor server rooms to verify that the temperature, humidity, power and network presence are all within tolerance.

Monitor temperature-dependent facilities for failures and threshold changes like refrigeration and incubation.

Monitor all of your facilities' alert systems from one place. The system can allow you to centralize all of your building alert systems into a simple, easy-to-understand, easy-to-control user interface.

Control the operation of door locks and door holders around the facility. Locate the interface at the security desk or in management offices to provide a central control station for the building.

See operating status of distant appliances like motors, generators or pumps. See history of events gathered by the system over time.

Fire alarm status and reset capabilities allow users and responding agencies to quickly take charge of the system and see current status of the fire alarm when needed.

6272CV Family High Resolution Color Graphic Touchscreen Keypads

Honeywell's 6272 TouchCenter series of graphic keypads with their digital picture frames and brilliant, high resolution, intuitive touchscreen displays are an unbeatable combination – providing you with a unique product designed to help you differentiate your offering, close more sales and increase customer retention.

The stunning, high resolution TFT display showcases your customer's photos in vivid, eye-popping detail and can be easily managed and changed by an end-user. It can be used by business owners as a communications tool by letting customers know about special promotions or sales, showcasing new product introductions, giving employees information or displaying floor plans.

The keypad actually talks, announcing the type and location of alarm during an emergency, giving your customers more time to take appropriate action when seconds count. It also has a built-in message center that allows employees to record and playback messages left for each other.

Just picture what the 6272 can do for your business!

Compatible controls with maximum number of graphic keypads supported per system:

- VISTA-20P (4)
- VISTA-128FBP (3)
- VISTA-21iP (4)
- VISTA-250BP (3)
- VISTA-128BP (3)
- VISTA-250FBP (3)



The digital picture frame feature can be managed by business owners and facilities managers with the simple insertion of an SD card.



6272CSV



6272CBV



6272CV



6272 Color TouchCenter Family

Description:

- High-resolution 640 x 480 TFT display
- 64,000 colors capability to display vivid images
- Digital picture frame or slideshow through standard SD card
- Available in three colors
 - Silver: Ideal for restaurant kitchens with stainless steel appliances, garages and industrial settings
 - Black: Looks great in conference rooms, next to flat screen presentation displays and more
 - White: Blends seamlessly with most lighter décors including common lobbies
- Voice annunciation of type and location of alarm*
- Message center that lets end-users record and playback messages
- Intuitive touchscreen display with icons and menu driven prompts
- Entry/Exit countdown displayed
- Authorized end-user can add or delete user codes

Product advantages:

- High-resolution TFT display that doubles as a digital picture frame
- Adds value by allowing businesses to display special promotions, sales or floor plans, give employees specific information about day to day activities and increase their brand exposure by showcasing their company logo or business
- Six language options: English, Spanish (Latin American), Spanish (European), French Canadian, Italian and Portuguese

Compatibility:

Any Honeywell VISTA control panels that support the advanced user interface, such as VISTA-20P, VISTA-21iP, VISTA-128BP, VISTA-128FBP, VISTA-250BP and VISTA-250FBP

Product dimensions:

7.25" W x 5" H x 1.375" D

Power:

- Standby – 180mA
- Activated – 280mA

Temperature:

- Operating: 50° F to 131° F (10° C to 55° C)
- Storage: -40° F to 158° F (-40° C to 70° C)

Included Items:

User Guide

Options available:

- 6272CSV: Silver Color Graphic Touchscreen Keypad with Voice
- 6272CBV: Black Color Graphic Touchscreen Keypad with Voice
- 6272CV: White Color Graphic Touchscreen Keypad with Voice

Listings:

- ETL Listed to UL365, UL609, UL864, UL985, UL1610, UL1023, SIA, CAN/ULC-S559, CAN/ULC-S545, CAN/ULC-S303, CAN/ULC-S304, CAN/ULC-C1023
- CSFM Certificate Number: 7300-1645:115

Event Log



Slideshow Setup



Zone List Screen



Security Screen



*Voice annunciation option in English only.

6271C Family Graphic Touchscreen Keypads

The 6271 and 6270 TouchCenter keypads have graphics and menu-driven prompts that guide the end-user through every step, making system operation easier than ever. This simplicity will help reduce costs associated with end-user initiated false alarms and training.

There are a variety of options including color displays, black/white displays and voice annunciation keypads to guide a business owner during an emergency. The voice keypads also have a built-in message center that allows employees to record and playback messages for one another.

The zone list is easily viewable, helping to reduce false alarms. The event log displays the most recent activity on the security system to help track employees. Authorized end-users have the ability to add and delete user codes, eliminating the need for a service call.

These choices provide you with the flexibility you need to standardize on the graphic touchscreen platform. Honeywell has a touchscreen to suit the budget of every single one of your customers.



The 6271C homescreen can be customized quickly and easily with your customer's company logo and phone number representing their business and increasing their advertising exposure.

Compatible controls with maximum number of graphic keypads supported per system:

- VISTA-20P (4)
- VISTA-21iP (4)
- VISTA-128BP (3)
- VISTA-128FBP (3)
- VISTA-250BP (3)
- VISTA-250FBP (3)



6271C



Color Graphic Touchscreen

Product advantages:

- Unique look with premium styling that matches well with contemporary colors and textures
- Custom image wallpaper to match any interior
- Lower current draw requirements
- Higher resolution display
- Rich, wide-range speaker output for better sounds
- Black and white voice-prompting version available (6271V)

Mounting options:

- Designed to be located within the protected area
- Mount directly to appropriate mounting surface with screws. Align at the height of existing light switches.

Compatibility:

All Honeywell VISTA control panels that support the advanced user interface, such as VISTA-20P, VISTA-21iP, VISTA-128BP, VISTA-128FBP, VISTA-250BP and VISTA-250FBP

Operating temperature:

50° F to 131° F (10° C to 55° C)

Product dimensions:

7.25" H x 5" W x 1.375" D

Power:

- Alarm: 159mA @ 12VDC
- Standby: 105mA @ 12VDC

Included items:

User Guide

Options available:

- 6271C: White trim color TouchCenter keypad
- 6271CB: Black trim color TouchCenter keypad
- 6271CS: Silver trim color TouchCenter keypad
- 6271V: White trim B&W TouchCenter keypad with voice prompting

Listings:

- ETL Listed to UL365, UL609, UL864, UL985, UL1610, UL1023, SIA, CAN/ULC-S559, CAN/ULC-S545, CAN/ULC-S303, CAN/ULC-S304, CAN/ULC-C1023
- CSFM Certificate Number: 7300-1645:115



6270



Black and White Graphic Touchscreen

Product advantages:

- Unique touchscreen capability for a more modern user interface
- Easy to read day and night
- Easier operation, presents logical functions
- Crisp, clear sounder for a more intuitive operation
- Available in popular off-white trim

Mounting options:

- Designed to be located within the protected area
- Mount directly to appropriate mounting surface with screws. Align at the height of existing light switches.

Compatibility:

All Honeywell VISTA control panels that support the advanced user interface, such as VISTA-20P, VISTA-21iP, VISTA-128BP, VISTA-128FBP, VISTA-250BP and VISTA-250FBP

Operating temperature:

50° F to 131° F (10° C to 55° C)

Product dimensions:

6.25" H x 5" W x 1" D

Power:

- Alarm: 190mA @ 12VDC
- Standby: 180mA @ 12VDC

Included items:

User Guide

Listings:

- UL/ULC Listed to UL1610, UL1635, UL464, UL609, UL365, UL1641, UL985, CAN/ULC-S303, CAN/ULC-S304, CAN/ULC-S525, CAN/ULC-C1023, CAN/ULC-S545
- ETL Listed to UL365, UL609, UL864, UL985, UL1610, UL1023, CAN/ULC-S559, CAN/ULC-S545, CAN/ULC-S303, CAN/ULC-S304, CAN/ULC-C1023
- CSFM Certificate Number: 7300-1645:115

USER INTERFACES FOR SYSTEM CONTROL

6460W
6460S



Premium custom Alpha Display keypad with modern look

Product advantages:

- Unique look with premium styling that matches well with contemporary colors and textures
- Easier to read negative LCD display
- Easier to see at night – better clarity display

Mounting options:

- Designed to be located within the protected area
- Mount directly to appropriate mounting surface with screws. Align at the height of existing light switches.

Compatibility:

Any Honeywell VISTA control panel

Operating temperature:

32° F to 122° F (0° C to 50° C)

Product dimensions:

5.562" H x 6.75" W x 1" D

Power:

- Alarm: 150mA @ 12VDC
- Standby: 40mA @ 12VDC

Included items:

User Guide

Options:

- 6460W: White trim, gray interior
- 6460S: Silver trim, black interior

Listings:

- ETL Listed to UL365, UL609, UL864, UL985, UL1610, UL1023, SIA, CAN/ULC-S559, CAN/ULC-S545, CAN/ULC-S303, CAN/ULC-S304, CAN/ULC-C1023
- CSFM Certificate Number: 7300-1645:115

6160PX



Alpha Display keypad with Integrated Proximity Reader

Description:

- Large 32-character alpha display provides system status and zone information in plain English
- Integrated proximity reader for easy system operation
- Keys continuously backlit for greater visibility
- Speaker with audible beeps to indicate: system status, entry/exit delay and other alarm situations
- Four programmable function keys

Product advantages:

- Arm (armed away) and disarm system with a simple swipe
- Helps alleviate the need to remember codes
- Small enough to easily fit on a keychain

Mounting options:

- Designed to be located within the protected area
- Mount directly to appropriate mounting surface with screws. Align at the height of existing light switches.

Compatibility:

Any Honeywell VISTA control panel

Operating temperature:

32° F to 122° F (0° C to 50° C)

Product dimensions:

5.312" H x 7.375" W x 1.188" D

Power:

- Alarm: 150mA @ 12VDC
- Standby: 40mA @ 12VDC

Included items:

- Two prox tags (additional tags can be sold separately)
- User Guide
- Keypad cover door

Options:

- PROXTG-BK Black Prox Tag
- PROXTG-GY Gray Prox Tag

Listings:

- ETL Listed to UL365, UL609, UL864, UL985, UL1610, UL1023, SIA, CAN/ULC-S559, CAN/ULC-S545, CAN/ULC-S303, CAN/ULC-S304, CAN/ULC-C1023
- CSFM Certificate Number: 7300-1645:115

6160



Classic-style custom Alpha Display keypad

Description:

- Large 32-character alpha display provides system status and zone information in plain English
- Keys continuously backlit for greater visibility
- Speaker with audible beeps to indicate: system status, entry/exit delay and other alarm situations
- Four programmable function keys

Product advantages:

- Classic style for easy replacement
- Crisp, clear, easy-to-read 32-character LCD Display
- Door to cover keys offers additional discretion

Mounting options:

- Designed to be located within the protected area
- Mount directly to appropriate mounting surface with screws. Align at the height of existing light switches.

Compatibility:

Any Honeywell VISTA control panel

Operating temperature:

32° F to 122° F (0° C to 50° C)

Product dimensions:

5.312" H x 7.375" W x 1.188" D

Power:

- Alarm: 150mA @ 12VDC
- Standby: 40mA @ 12VDC

Included items:

- User Guide
- Keypad cover door

Option:

6164US: White with four zone inputs (compatible with VISTA-20P and VISTA-21iP control panels)

Listings:

- UL/ULC Listed to UL1610, UL1635, SIA CP-01-2000, UL464, UL609, UL365, UL1641, UL985, CAN/ULC-S303, CAN/ULC-S304, CAN/ULC-S525, CAN/ULC-C1023, CAN/ULC-S545
- ETL Listed to UL365, UL609, UL864, UL985, UL1610, UL1023, CAN/ULC-S559, CAN/ULC-S545, CAN/ULC-S303, CAN/ULC-S304, CAN/ULC-C1023
- CSFM Certificate Number: 7300-1645:152

6165EX



Shown with and without door.

Slim-line portrait-style custom Alpha Display keypad

Description:

- Custom alpha, 32-character display
- Slimline, portrait design
- Compact size
- Four fully programmable function keys
- Single button operation
- Tamper for supervision

Product advantages:

- Slim-line style that matches well with existing fixtures
- Crisp, clear, easy-to-read 32-character LCD Display
- Door to cover keys offers additional discretion

Mounting options:

- Designed to be located within the protected area
- Mount directly to appropriate mounting surface with screws. Align at the height of existing light switches.

Compatibility:

Any Honeywell VISTA control panel

Operating temperature:

32° F to 122° F (0° C to 50° C)

Product dimensions:

4.875" H x 2.875" W x 1.25" D

Power:

- Alarm: 150mA @ 12VDC
- Standby: 40mA @ 12VDC

Included items:

- User Guide
- Keypad cover door

Listings:

- ETL Listed to UL365, UL609, UL864, UL985, UL1610, UL1023, SIA, CAN/ULC-S559, CAN/ULC-S545, CAN/ULC-S303, CAN/ULC-S304, CAN/ULC-C1023

USER INTERFACES FOR SYSTEM CONTROL

8132i



Color Advanced User Interface

Security:

- **Designed for Optiflex Video:** Provides on-screen viewing of up to four Optiflex Cameras (Optiflex Cameras see page 162)
- **Arm System:** Away, Stay, Night (Night only works with VISTA-21iP and VISTA-20P control panels)
- **Exit/Entry delay countdown**
- **User codes:** Allows authorized user to add or delete codes
- **Bypass option:** If system is not ready to arm, displays any open zones with zone number, zone description and status

Event log:

The 8132i conveniently stores the most recent actions involving system use. A press on the touchscreen is all it takes to access the event log, letting users easily:

- View when the system was used and who used it
- Track when workers and temporary guests use the system
- Use the 8132i as an effective business management tool (i.e., viewing openings and closings)

Keypad:

- Emulation of standard 2x16 alpha LCD keypad display
- Diagnostics allows testing of: ethernet connection, audio, LCD display, touchscreen, real-time clock and keypad

Lighting and appliance control:

Customized display for control of a variety of devices through the use of X-10 and system relay outputs

Messages:

E-mail message displays: date, time, sender and subject

Remote access*:

Customers with a broadband connection can access the 8132i remotely from any web browser to:

- Turn the security system on and off
- Check security system status
- Bypass zones
- Operate lights and appliances

Information center:

Customizable per user: news, horoscopes, weather, stock quotations and sports

Multilingual:

Available in English, French or Spanish

Listings

- UL/ULC Listed to UL1610, UL1635, UL464, UL609, UL365, UL464, UL1641, UL985, CAN/ULC-S303, CAN/ULC-S304, CAN/ULC-S525, CAN/ULC-S559, CAN/ULC-C1023
- ETL Listed to UL365, UL609, UL864, UL985, UL1610, UL1023, SIA, CAN/ULC-S559, CAN/ULC-S545, CAN/ULC-S303, CAN/ULC-S304, CAN/ULC-C1023
- CSFM Certificate Number: 7300-1645:115

*Remote control from a web browser requires an always-on Internet connection with AlarmNet service agreement (i.e., cable modem, DSL, etc.). Additional charge applies.

Wireless Remote Control Arming Devices



5805-6 Six-Button Wireless Key

- Eight programmable operations
- Two dual-button operations help reduce false depressions
- New plastic look
- LED indicates transmission is sent and low battery
- Includes user-replaceable batteries
- Concave keys for better tactical feel
- Dimensions: 2.2" H x 1.5" W x 0.5" D



5804 Four-Button Wireless Key

- Four completely programmable buttons
- One-button operation (no codes to remember)
- Includes user-replaceable, long-life lithium batteries
- Recessed keys reduce false depressions
- Remote operation of lights and appliances
- Dimensions: 2.25" H x 1.5" W x 0.5" D



5804-2 Two-Button Wireless Key

- Two completely programmable buttons
- One-button operation (no codes to remember)
- User-replaceable, long-life lithium batteries
- Recessed keys reduce false depressions
- Remote operation of lights and appliances
- Dimensions: 2.25" H x 1.5" W x 0.5" D



5878 Wireless Remote Keypad

- Eight programmable functions
- Includes user-replaceable, long-life lithium batteries
- Two-panic button
- Compatible with 5800 receiver



USER INTERFACES FOR SYSTEM CONTROL

6220S



6220S Serial Printer

6220P Parallel Printer

6220BB Battery Backup

6220RPR Ribbon Paper Refill Pack

(two ribbons/four rolls of paper)

4100SM Serial Interface Module

(for VISTA-32, VISTA-128 and VISTA-250 Series panels)

Onsite printing has never been more practical than with Honeywell's 6220 Series of security system printers. A perfect complement to your fire, burglary or access control systems, these feature-rich printers are compact, simple to operate and cost-effective.

The quick-install 6220 Series contains small footprints for easy placement on any surface. A wall mount bracket is supplied for convenient mounting.

- Burglary, fire and access control
- Portable for keeping service/inspection records
- Printing of programming/setup
- Event logging
- Permanent audit trail/records
- System test and inspection
- Service and diagnostics
- Sales demos
- Works with any product with an R232 or parallel port
- Medical
- Refrigeration
- Inventory control
- QA test results
- Automotive diagnostic results
- Hard copy credit card verification
- Remote message printer select
- Compatible with VISTA-32FB, VISTA-128 and VISTA-250 Series panels when using 4100SM Serial Interface Module

Sensors

Honeywell provides a sensor line that's unsurpassed for quality, design and performance. Our field-proven, installation-friendly products, including PIRs, DUAL TECs® and FlexGuard® glassbreak detectors, support the broadest range of end-user applications while minimizing installation and maintenance costs.

Sensing the Position of Doors, Windows and Hatches



- **The door or window position sensor is a frame-mounted sensor that detects the open or closed position of a door.** When the door is open, the sensor sends status data to the control panel indicating the open position. Likewise, when the door is closed, the sensor sends data to the control panel indicating the closed position.
- **The door or window sensor can be used in intrusion detection, access control, remote control, annunciation systems and in energy management applications.** Connecting the door contact through the system allows for all of these applications to be addressed using a single contact for each door, as opposed to multiple contacts at a single door being connected to multiple systems.
- **Users see status and alarms from the sensor at the local keypad.** The control panel can also send a message to the monitoring station.
- **When selecting the right sensor for your door, consider your selection from a variety of sensor styles that are designed to most closely fit your application.** Also, if you are cabling, consider whether you will conceal cabling, or route cabling exposed within the protected area. If the cable is exposed, will it be protected inside of conduit? If using conduit, you will likely use armored sensors if you must expose cabling between the conduit box and the sensor.
- **Living in the lightning belt:** High voltage from lightning strikes can have a negative effect on typical sensors. In some cases, contacts within normal sensors can weld shut, rendering them useless for detecting the opening of the door or window. Honeywell offers the exclusive XTP contacts that can withstand up to 2400-volt surges. Look for the XTP note in the product advantages section when selecting these contacts.
- **Special packaging available for more efficient inventory:** We offer packaging options such as our revolutionary “Ammo Box,” which comes in a box containing an easy-feed roll of individually-wrapped single sensor install kits. Ask your distributor about Ammo Kit packaging today.

Cable Methods

Concealed in walls and ceiling areas

Exposed

Exposed in conduit

Concealed between sensor and conduit box

Exposed between sensor and conduit

Installation Notes

Concealed and recessed into the frame of the opening

Exposed and mounted on the inside of the frame of the protected opening

Exposed in vandal-resistant, armored housing mounted inside of the frame of the protected opening

Allows use of concealed sensors in door frames when door frame is hollow

Use armored sensor leads to protect wiring in areas where vandal resistance is required

Selecting the Right Sensor for Your Application

Knowing a little about the construction of the door or window frame will help you to make proper decisions when selecting the right sensor for the job. Consider asking yourself the following questions and noting your observations on a job planning diagram as you survey the building.

1. What type of frame surrounds the door or window?

- Wood
- Hollow metal
- Filled metal

2. What installation method will I require?

- Concealed
- Exposed

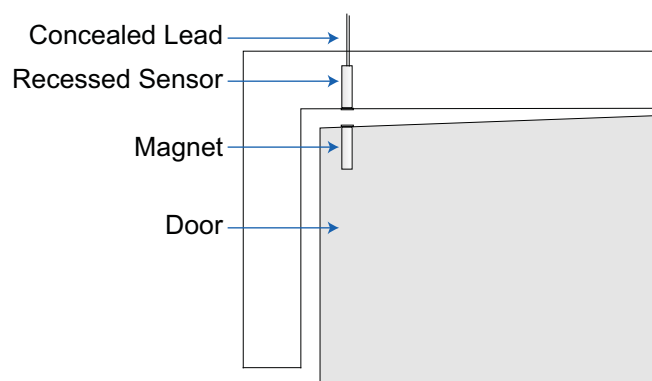
3. If exposed or in conduit, should the sensor be vandal resistant?

- Exposed Armored = Vandal resistant
- Exposed = Standard

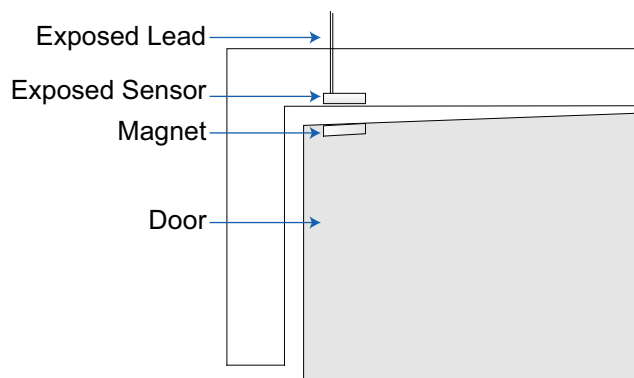
4. What method will I use for the application?

- Wireless
- Hardwired conventional
- Hardwired addressable


Concealed Applications for Wood or Hollow Metal Frames



Exposed Applications for Filled Metal, Hollow Metal and Wood Frames



4939SN



Description:

- For control panels supporting V-Plex devices only
- Surface mount
- Lead connection
- V-Plex polling loop connection – point I.D.

Recommended use/application:

- Install on filled metal door frames
- Compatible with all exposed door and window frame types

Product advantages:

- Epoxy sealed for protection against moisture and impact
- Factory installed 5' lead
- Built-in V-Plex technology reduces overall system cost

Mounting options:

Screw-mounted to a flat surface

Product dimensions:

0.53" H x 2.10" W x 0.50" D

Maximum gap:

1.25"

Compatibility:

V-Plex

Replaces:

N/A

Included items:

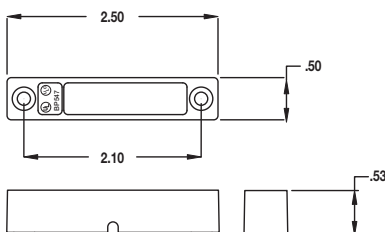
- Magnet
- Mounting screws

Options available:


- 4939SN-WH: White
- 4939SN-BR: Brown
- 4939SN-GY: Gray

Listings:

UL/ULC Listed to UL634, CAN/ULC-C634



4945SN



Description:

- For control panels supporting V-Plex devices only
- Surface mount
- Lead connection
- V-Plex polling loop connection – point I.D.

Recommended use/application:

Install on wood frame doors and windows in exposed applications

Product advantages:

- Miniature size for smaller spaces
- Cover hides mounting screws and terminals
- Epoxy sealed for protection against moisture and impact
- Factory Installed 5' lead
- Built-in V-Plex technology reduces overall system cost

Mounting options:

Screw-mounted to the door or window frame

Product dimensions:

0.43" H x 1.95" W x 0.43" D

Maximum gap:

0.75"

Compatibility:

V-Plex

Included items:

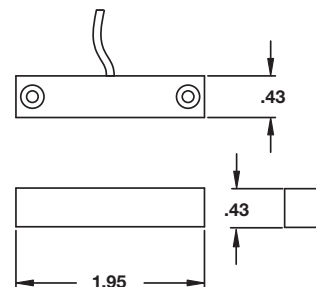
- Magnet
- Cover
- Mounting screws

Option available:

4945SN-WH: White

Listings:

UL/ULC Listed to UL634, CAN/ULC-C634



7939-2



Description:

- Door/window sensor
- Surface mount
- Terminal
- Form C/SPDT switch

Recommended use/application:

- Install on wood-frame doors and windows in exposed applications
- Single-throw, double-pole contact for high-security applications

Product advantages:

- Form C output for unique applications
- Cover hides terminal, mounting screws and EOL resistor

Mounting options:

Screw-mounted to the door or window frame

Product dimensions:

0.51" H x 2.55" W x 0.63" D

Maximum gap:

1.00"

Compatibility:

Conventional

Included items:

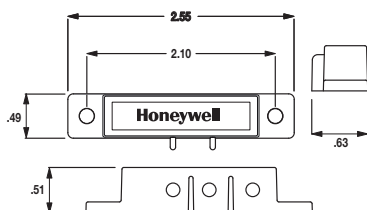
- Magnet
- Cover
- Mounting screws

Options available:


- 7939-2WH: White
- 7939-2BR: Brown
- 7939-2GY: Grey
- 7939-2WH-M: Extra magnet (10 White)
- 7939-2BR-M: Extra magnet (10 Brown)
- 7939-2GY-M: Extra magnet (10 Grey)

Listings:

UL/ULC Listed to UL634, CAN/ULC-C634



7939WG



Description:

- Door/window sensor
- Surface mount
- Terminal
- Form C/SPDT switch

Recommended use/application:

- Install on filled metal frame doors and windows in exposed applications
- Compatible for use with all door and window frame types

Product advantages:

- Spacers increase the gap on metal frame doors and windows
- Covers included for hiding terminals and mounting screws

Mounting options:

Screw-mounted to the door or window frame

Product dimensions:

0.50" H x 2.50" W x 0.50" D

Maximum gap:

1.25"

Compatibility:

Conventional

Included items:

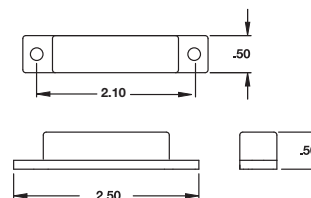
- Magnet
- Spacers
- Cover
- Mounting screws

Options available:

- 7939WG-WH: White
- 7939WG-BR: Brown
- 7939WG-GY: Grey
- 7939WG-WH-M: Extra magnet (10 White)
- 7939WG-BR-M: Extra magnet (10 Brown)
- 7939WG-GY-M: Extra magnet (10 Grey)

Listings:

UL/ULC Listed to UL634, CAN/ULC-C634



SENSORS | SURFACE MOUNT CONTACTS

7940



Description:

- Door/window sensor
- Surface mount or recessed (3/4" diameter)
- Concealed mount
- Form A/SPST switch

Recommended use/application:

Install on hollow metal frame doors and windows in concealed applications

Product advantages:

- Versatile mounting options
- Super wide gap
- Insert wire and tighten for easier installation

Mounting options:

Recessed or surface

Product dimensions:

0.75" diameter x 1.75" D x 0.50" H x 0.40" W

Maximum gap:

- 2.00" (surface mount)
- 1.00" (recessed)

Compatibility:

Conventional

Included items:

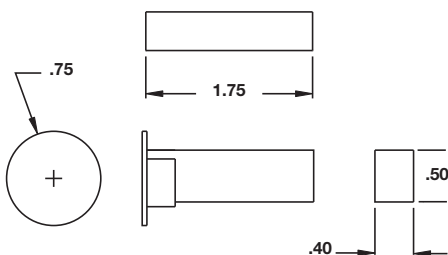
- Magnet
- Mounting screws

Options available:


- 7940WH: White
- 7940BR: Brown
- 7940WH-M: Extra magnet (10 White)
- 7940BR-M: Extra magnet (10 Brown)

Listings:

UL/ULC Listed to UL634, CAN/ULC-C634



7945



Description:

- Door/window sensor
- Surface mount
- Lead connection
- Form A/SPST switch

Recommended use/application:

Install on wood and metal frame doors and windows in high-voltage environments

Product advantages:

- XTP contacts withstand surges up to 2400VDC
- Epoxy sealed, immersion-proof
- 6' factory-installed cable is standard

Mounting options:

Screw-mounted to the door or window frame

Product dimensions:

0.53" H x 3.95" W x 0.53" D

Maximum gap:

2.50"

Compatibility:

Conventional

Included items:

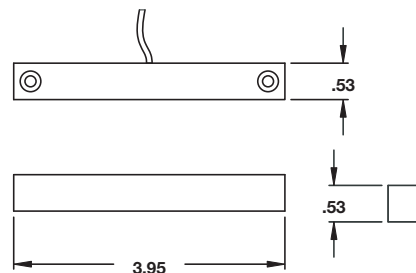
Magnet

Options available:


- 7945WH: White
- 7945BR: Brown
- 7945GY: Grey
- 7945WH-M: Spare magnet, White
- 7945BR-M: Spare magnet, Brown
- 7945GY-M: Spare magnet, Grey
- 7945-2GY: SPDT switch (Form C)

Listings:

UL/ULC Listed to UL634, CAN/ULC-C634



940



Description:

- Door/window sensor
- Surface mount
- Terminals
- Form A/SPST switch

Recommended use/application:

Install on wood frame doors and windows in exposed applications

Product advantages:

Cover hides EOL resistor and mounting screws

Mounting options:

Screw-mounted to the door or window frame

Product dimensions:

0.47" H x 1.6" W x 0.51" D

Maximum gap:

0.75"

Compatibility:

Conventional

Included items:

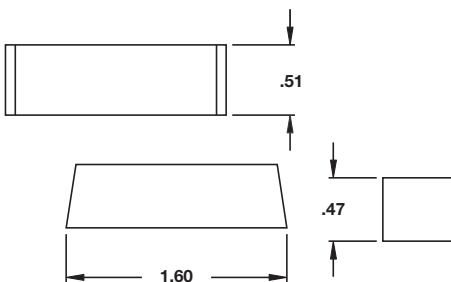
- Magnet
- Cover
- Mounting screws

Options available:


- 940WH: White
- 940BR: Brown
- 940WH-M: Extra magnet (10 White)
- 940BR-M: Extra magnet (10 Brown)

Listings:

UL/ULC Listed to UL634, CAN/ULC-C634



943WG



Description:

- Door/window sensor
- Surface mount
- Flange mount
- Lead connection
- Form A/SPST switch

Recommended use/application:

Install on wood frame doors and windows in exposed applications

Product advantages:

- 12" factory-installed lead
- Adhesive or screw mount

Mounting options:

Screw-mounted to the door or window frame

Product dimensions:

0.5" H x 1.1" W x 0.25" D

Maximum gap:

1.0"

Compatibility:

Conventional

Included items:

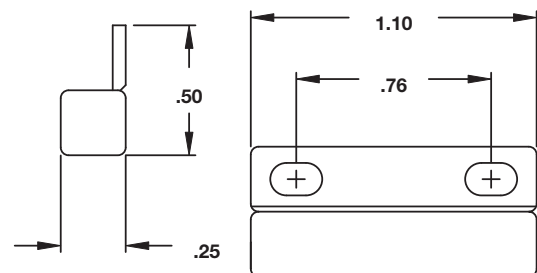
Magnet

Options available:


- 943WG-WH: White
- 943WG-BR: Brown
- 943WG-WH-M: Extra magnet (10 White)
- 943WG-BR-M: Extra magnet (10 Brown)

Listings:

UL/ULC Listed to UL634, CAN/ULC-C634



945T



Description:

- Door/windows
- Terminals
- Form A/SPST switch

Recommended use/application:

- Install on filled metal frame doors and windows in exposed applications
- Compatible for use with all door and window frame types

Product advantages:

Miniature magnetic contact with screw terminals for smaller surfaces

Mounting options:

Screw-mounted to the door or window frame

Product dimensions:

0.35" H x 2.0" W x 0.375" D

Maximum gap:

1.125"

Compatibility:

Conventional

Included items:

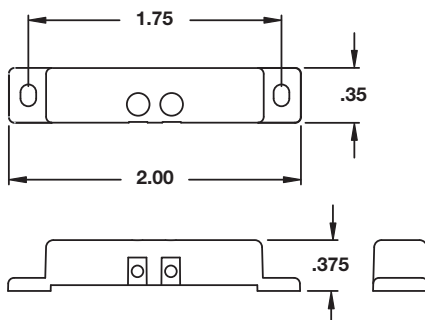
Mounting screws

Options available:


- 945T-WH: White
- 945T-BR: Brown
- 945T-GY: Grey
- 945T-WH-M: Extra magnets (10 White)
- 945T-BR-M: Extra magnets (10 Brown)

Listings:

UL/ULC Listed to UL634, CAN/ULC-C634



950



Description:

- Door/window sensor
- Surface mount
- Terminals
- Form A/SPST switch

Recommended use/application:

- Install on filled metal frame doors and windows in exposed applications (950W)
- Compatible for use with all door and window frame types

Product advantages:

Ideal size for concealing the EOL resistor

Mounting options:

Screw-mounted to the door or window frame

Product dimensions:

0.62" H x 4.13" W x 0.64" D

Maximum gap:

1.75"

Compatibility:

Conventional

Included items:

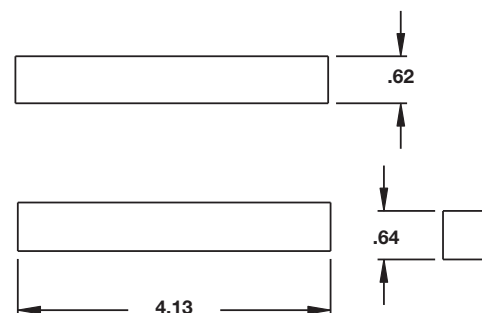
Magnet

Options available:

- 950BR: Brown
- 950GY: Grey
- 950W-BR: Wide gap, Brown
- 950W-GY: Wide gap, Grey

Listings:

UL/ULC Listed to UL634, CAN/ULC-C634



960



Description:

- Door/window sensor
- Surface mount
- Form A/SPST switch

Recommended use/application:

Install on filled metal doors, windows and hatches in exposed, armored, vandal-resistant applications

Product advantages:

- XTP contacts withstand surges up to 2400VDC
- Rugged cast aluminum
- Epoxy sealed, immersion-proof
- 3' factory-installed armored cable is standard
- Wide gap

Mounting options:

Screw-mounted to the door or window frame

Product dimensions:

0.50" H x 3.50" W x 1.2" D

Maximum gap:

2.5"

Compatibility:

Conventional

Included items:

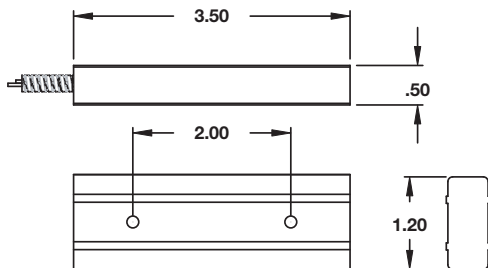
Magnet

Option available:

960-2: Form C/SPDT

Listings:

UL/ULC Listed to UL634, CAN/ULC-C634



968XTP



Description:

- Door/window sensor
- Surface mount
- Triple-biased balanced magnetic switch
- For high security applications

Recommended use/application:

Install on filled metal doors, windows and hatches in exposed, armored, vandal-resistant applications

Product advantages:

- XTP contacts withstand surges up to 2400VDC
- Balanced switch
- Defeat resistant
- Rugged cast aluminum
- Epoxy sealed, immersion-proof
- 3' factory-installed armored cable is standard

Mounting options:

Screw-mounted to the door or window frame

Product dimensions:

0.70" H x 4.25" W x 1.5" D

Maximum gap:

.438"

Compatibility:

Conventional

Replaces:

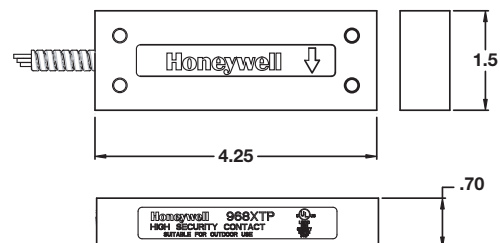
Sentrol 2507AH-L and 2707A-L

Included items:


- Magnet
- Mounting screws

Listings:

UL/ULC Listed to UL634, CAN/ULC-C634



4191SN



Description:

- For control panels supporting V-Plex devices only
- Recessed (1/2" diameter)
- Concealed mount
- Lead connection
- V-Plex polling loop connection – point I.D.

Recommended use/application:

- Install on wood frame doors and windows
- Hollow metal frames with 4191WA adapter

Product advantages:

Factory installed 5' lead

Mounting options:

Press-fit into hole in door or window frame

Product dimensions:

0.5" diameter x 2.0" D

Maximum gap:

0.875"

Compatibility:

V-Plex

Replaces:

N/A

Included items:

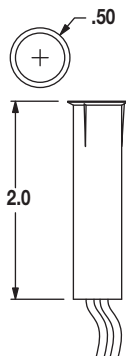
Magnet

Options available:


- 4191SN-WH: White
- 4191WA: 0.75" Adapter for steel doors

Listings:

UL Listed to UL634



4944SN



Description:

- For control panels supporting V-Plex devices only
- Recessed (3/8" diameter)
- Concealed mount
- Lead connection
- V-Plex polling loop connection – point I.D.

Recommended use/application:

Install on wood frame doors and windows in concealed applications

Product advantages:

- Factory installed 5' lead
- V-Plex technology reduces overall system cost

Mounting options:

Press-fit into hole in door or window frame

Product dimensions:

0.375" diameter x 0.77" D

Maximum gap:

0.625"

Compatibility:

V-Plex

Included items:

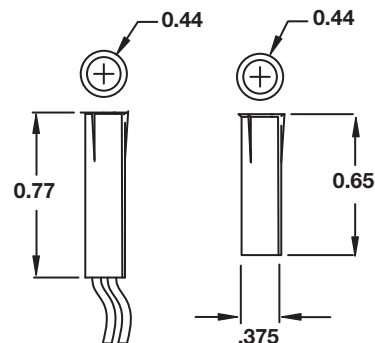
Magnet

Option available:


4944SN-WH: White

Listings:

UL/ULC Listed to UL634, CAN/ULC-C634



944T



Description:

- Door/window sensor
- Recessed (3/8" diameter)
- Concealed mount
- Form A/SPST switch

Recommended use/application:

Install on wood frame doors and windows in concealed applications

Product advantages:

Exclusive Staggered "T" terminals eliminate splice, solder and tape, and are compatible with standard size screwdrivers

Mounting options:

Press-fit into hole in door or window frame

Product dimensions:

0.375" diameter x 1.2" D

Maximum gap:

0.75"

Compatibility:

Conventional

Included items:

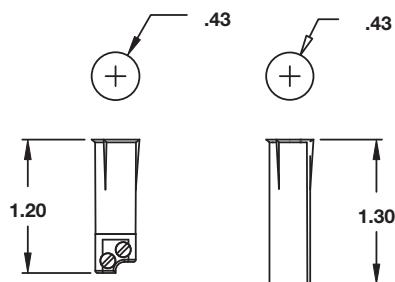
Magnet

Options available:


- 944T-WH: White
- 944T-BR: Brown
- 944T-WH-M: Extra magnet (10 White)
- 944T-BR-M: Extra magnet (10 Brown)

Listings:

UL/ULC Listed to UL634, CAN/ULC-C634



944TRE



Description:

- Door/window sensor with button magnet
- Recessed (3/8" diameter)
- Concealed mount
- Form A/SPST switch

Recommended use/application:

Install on wood-frame doors and windows in concealed applications

Product advantages:

- Exclusive Staggered "T" terminals eliminate splice, solder and tape, and are compatible with standard size screwdrivers
- Rare Earth magnet for smaller window tracks

Mounting options:

Press-fit into hole in door or window frame

Product dimensions:

0.375" dia. x 0.12" D

Maximum gap:

0.5"

Compatibility:

Conventional

Included items:

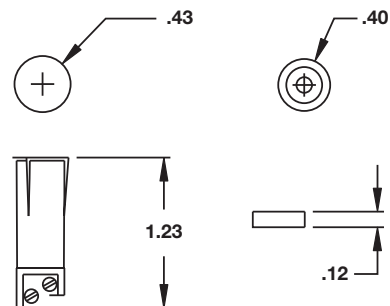
Magnet

Options available:

- 944TRE-WH: White
- 944TRE-BR: Brown
- PROBTM: 10 pack of button magnets


Listings:

UL/ULC Listed to UL634, CAN/ULC-C634



SENSORS | RECESSED AND CONCEALED CONTACTS

944TSP



Description:

- Door/window sensor
- Recessed
- Concealed mount
- Form A/SPST switch

Recommended use/application:

Install on hollow metal frame doors and windows in concealed applications

Product advantages:

- Exclusive Staggered "T" terminals eliminate splice, solder and tape, and are compatible with standard size screwdrivers
- .375" magnet for tighter installations

Mounting options:

Press-fit into hole in door or window frame

Product dimensions:

0.75" diameter. x 1.38" D

Maximum gap:

0.75"

Compatibility:

Conventional

Included items:

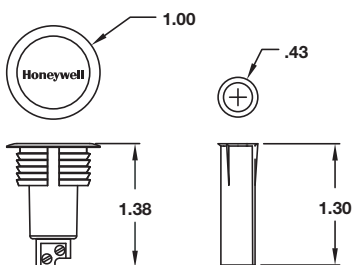
Magnet (.375")

Options available:


- 944TSP-WH: White
- 944TSP-BR: Brown
- 944WH-M: Extra magnets (10 White)
- 944BR-M: Extra magnets (10 Brown)

Listings:

UL/ULC Listed to UL634, CAN/ULC-C634



945



Description:

- Door/window sensor
- Surface mount
- Form A/SPST switch

Recommended use/application:

- Install on filled metal frame doors and windows in exposed applications
- Compatible for use with all door and window frame types

Product advantages:

- Adhesive mount magnetic contact for quick and simple installations
- Factory installed 15' lead

Mounting options:

Adhesive only

Product dimensions:

0.37" H x 1.54" W x 0.44" D

Maximum gap:

1.25"

Compatibility:

Conventional

Included items:

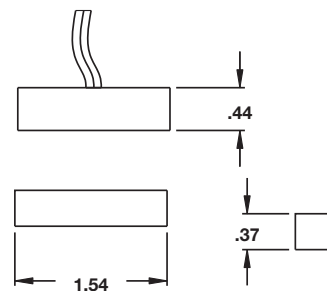
- Mounting adhesive pad
- Magnet

Options available:

- 945-WH: White
- 945-BR: Brown
- 945T-WH-M: Extra magnets (10 White)
- 945T-BR-M: Extra magnets (10 Brown)

Listings:

UL Listed to UL634



947



Description:

- Door/window sensor
- Recessed (1.0" diameter)
- Concealed mount
- Form A/SPST switch

Recommended use/application:

Install on hollow metal frame doors in recessed applications

Product advantages:

- .375" diameter by 1" long bare magnet
- Factory-installed 5' lead

Mounting options:

Press-fit into hole in door or window frame

Product dimensions:

1" diameter x 1"

Maximum gap:

0.5"

Compatibility:

Conventional

Included items:

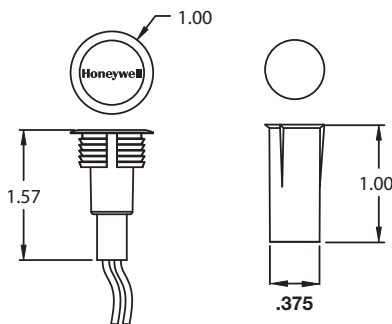
Magnet (.375" bare)

Options available:

- 947WH: White
- 947BR: Brown

Listings:

UL/ULC Listed to UL634, CAN/ULC-C634



947-75T



Description:

- Door/window sensor
- Recessed (3/4" diameter)
- Concealed mount
- Form A/SPST switch

Recommended use/application:

Install on hollow metal frame doors and windows in concealed applications

Product advantages:

- Exclusive Staggered "T" terminals eliminate splice, solder and tape, and are compatible with standard size screwdrivers
- .375" magnet with .75" adapter for tighter installations

Mounting options:

Press-fit into hole in door or window frame

Product dimensions:

0.75" diameter x 1.06" D

Maximum gap:

.50"

Compatibility:

Conventional

Included items:

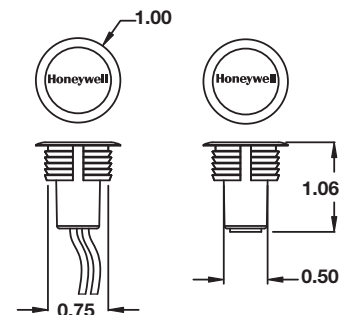
Magnet

Options available:

- 947-75TWH: White
- 947-75TBTR: Brown


Listings:

UL/ULC Listed to UL634, CAN/ULC-C634



SENSORS | RECESSED AND CONCEALED CONTACTS

949



Description:

- Door/window sensor
- Surface mount
- Form A/SPST switch

Recommended use/application:

- Install on filled metal frame doors and windows in exposed applications
- Compatible for use with all door and window frame types

Product advantages:

- Spacers increase the gap on metal frame doors and windows
- Factory installed 15' lead

Mounting options:

Screw-mounted to the door or window frame

Product dimensions:

0.36" H x 2.16" W x 0.42" D

Maximum gap:

1.25"

Compatibility:

Conventional

Included items:

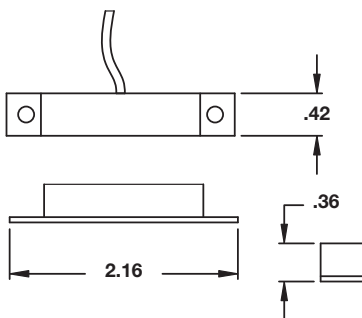
- Magnet
- Spacer
- Mounting screws

Options available:


- 949WH: White
- 949BR: Brown

Listings:

UL Listed to UL634



951WG



Description:

- Door/window sensor
- Recessed (3/8" diameter)
- Concealed mount
- Form A/SPST switch

Recommended use/application:

Install on wood frame doors and windows in concealed applications

Product advantages:

- Largest gap for .375" diameter miniature press fit magnetic contact
- 12" factory-installed lead standard

Mounting options:

Press-fit into hole in door or window frame

Product dimensions:

0.44" diameter x 0.85" D

Maximum gap:

1.25"

Compatibility:

Conventional

Included items:

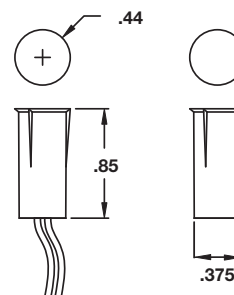
Magnet

Options available:


- 951WG-WH: White
- 951WG-BR: Brown
- 951WG-WH-M: Extra magnets (10 White)
- 951WG-BR-M: Extra magnets (10 Brown)

Listings:

UL/ULC Listed to UL634, CAN/ULC-C634



4959SN



Description:

- For control panels supporting V-Plex devices only
- Overhead door and gate sensor
- Floor mount
- Armored
- V-Plex polling loop connection – point I.D.

Recommended use/application:

Install on floor near overhead doors, hatches and other industrial grade, vandal-resistant applications

Product advantages:

- Rugged aluminum casing for industrial and vandal-resistant applications
- Epoxy sealed for protection against moisture and impact
- Factory installed 24" armored lead
- Built-in V-Plex technology reduces overall system cost

Mounting options:

Screw-mounted to the floor under overhead door

Product dimensions:

0.45" H x 4.25" W x 1.7" D

Maximum gap:

2.00"

Compatibility:

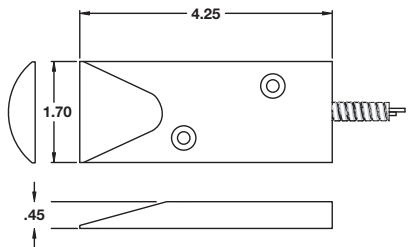
V-Plex

Included items:


Magnet

Listings:

UL/ULC Listed to UL634, CAN/ULC-C634



957



Description:

- Overhead door and gate sensor
- Floor or post mount
- Form A/SPST switch

Recommended use/application:

Mount on floor to protect warehouse overhead doors

Product advantages:

- Rugged cast aluminum housing for protecting magnet
- Designed to withstand more industrial environments
- 18" armored cable

Mounting options:

Screw-mounted to the floor under overhead door

Product dimensions:

0.45" H x 4.25" W x 1.7" D

Maximum gap:

1"

Compatibility:

Conventional

Included items:

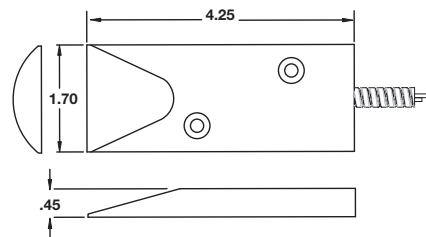
Magnet

Option available:

957W: Wide 2" gap

Listings:

UL Listed to UL634





958

**Description:**

- Overhead door and gate position sensor
- Floor or post mount
- Form A/SPST switch

Recommended use/application:

Mount on floor to protect warehouse overhead doors

Product advantages:

- Adjustable magnet with L bracket for doors with varying space above floor
- Factory installed 24" armored lead

Mounting options:

Screw-mounted to the floor under overhead door

Product dimensions:

0.45" H x 4.25" W x 1.7" D

Maximum gap:

2.375"

Compatibility:

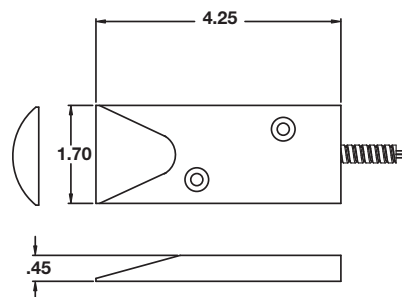
Conventional

Included items:


- Magnet
- Mounting screws
- L bracket

Listings:

UL/ULC Listed to UL634, CAN/ULC-C634



958-2



Description:

- Overhead door and gate position sensor
- Floor or post mount
- Form C/SPDT switch

Recommended use/application:

Mount on floor to protect warehouse overhead doors

Product advantages:

- Form C output
- Adjustable magnet with L bracket for doors with varying space above floor
- Factory installed 24" armored lead

Mounting options:

Screw-mounted to the floor under overhead door

Product dimensions:

0.45" H x 4.25" W x 1.7" D

Maximum gap:

2.375"

Compatibility:

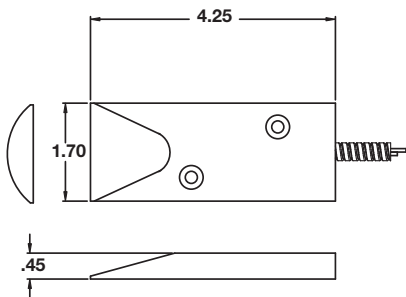
Conventional

Included items:

- Magnet
- Mounting screws
- L bracket

Listings:

UL/ULC Listed to UL634, CAN/ULC-C634



959



Description:

- Overhead door and gate position sensor
- Floor or post mount
- Form A/SPST switch

Recommended use/application:

Mount on floor to protect warehouse overhead doors

Product advantages:

- XTP contacts withstand electrical voltage surges up to 2400VDC
- Adjustable magnet with L bracket for doors with varying space above floor
- Factory installed 24" armored lead

Mounting options:

Screw-mounted to the floor under overhead door

Product dimensions:

0.45" H x 4.25" W x 1.7" D

Maximum gap:

2"

Compatibility:

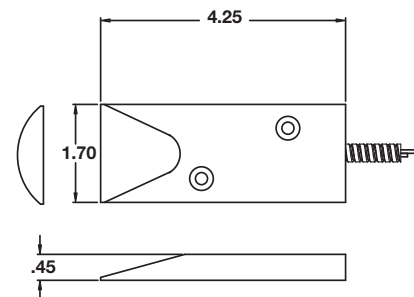
Conventional

Included items:


- Magnet
- L bracket

Listings:

UL/ULC Listed to UL634, CAN/ULC-C634



955PST



Description:

- Door/window position sensor
- Recessed
- Concealed mount
- Form A/SPST switch

Recommended use/application:

Install on sliding doors, pocket doors and windows in concealed applications or applications where the door or hatch will not allow space for a mounted magnet

Product advantages:

- The staggered design means larger screw terminals and easier wiring
- Exclusive Staggered "T" terminals eliminate splice, solder and tape and are compatible with standard size screwdrivers

Mounting options:

Press-fit into hole in door or window frame

Product dimensions:

0.74" diameter x 1.41" D

Compatibility:

Conventional

Included items:

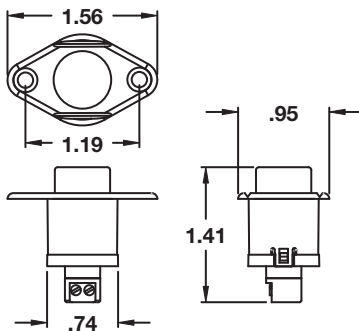
None

Options available:

- 955PST-WH: White
- 955PST-BR: Brown

Listings:

UL/ULC Listed to UL634, CAN/ULC-C634



956RPT



Description:

- Door/window position sensor
- Recessed
- Concealed mount
- Form A/SPST switch

Recommended use/application:

Install on sliding doors, pocket doors and windows in concealed applications or applications where the door or hatch will not allow space for a mounted magnet

Product advantages:

- Beveled plunger allows for 180° activation
- Shorter body for easier recess fit
- Staggered design means larger screw terminals and easier wiring
- Exclusive Staggered "T" terminals eliminate splice, solder and tape and are compatible with standard size screwdrivers

Mounting options:

Press-fit into hole in door or window frame

Product dimensions:

0.74" diameter x 1.47" D

Compatibility:

Conventional

Included items:

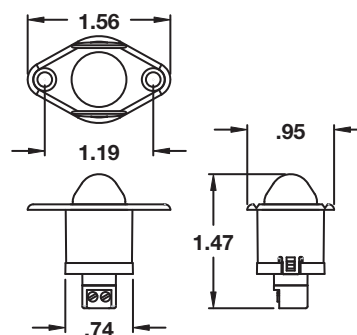
None

Options available:

- 956RPT-WH: White
- 956RPT-BR: Brown
- 956WH-B: White with 18" leads instead of terminals
- 956BR-B: Brown with 18" leads
- 956-2WH: White SPDT with 18" leads

Listings:

UL/ULC Listed to UL634, CAN/ULC-C634



Sensing Motion in Rooms and Areas

Motion detectors can help you to determine if someone is moving in protected rooms or areas. The ceiling or wall-mounted devices detect movement within the protected area and analyze the motion to determine if an actual intrusion occurred. If the sensor detects motion when the system is armed, an alarm message is sent to the central monitoring station. While the system is disarmed, it monitors the motion throughout the day, but does not send alarm messages. It can, however, send messages if someone tampers with the detector.

Some applications require additional considerations: UL requires that motion detectors trip within four steps.



Roof access provides intruders with a concealed area to enter buildings. Motion detectors help you to determine if access occurs after hours, even when other detection devices are not activated by typical use. The control panel can also send a message to the monitoring station.

Sensing Motion in Rooms and Areas

PIR (Passive Infrared) Motion Technology

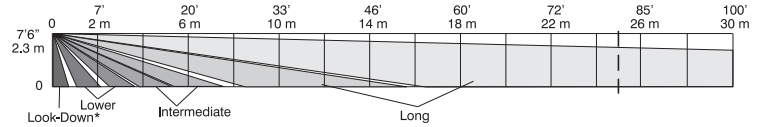
There are three major types of PIR (passive infrared) sensor visual patterns:

- Wall-mounted long-range curtain or barrier pattern
- Wall-mounted wide angle, volumetric
- Ceiling-mounted 360° wide angle, volumetric

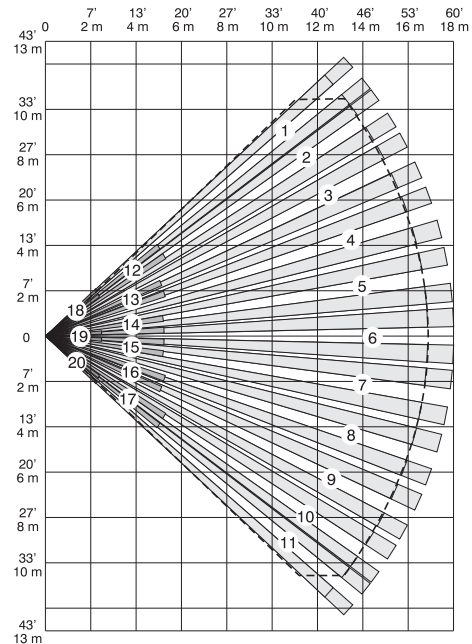
Although the patterns appear as if they represent beams emitting from the detector, this is not true. The rays in the pattern actually represent the visual areas seen by the PIR sensor as directed by an optical mirror or lens. The PIR sensor is like an eye, not like a flash light.

The tiny PIR sensor can be made up of one or more elements that are precisely arranged and aimed so that the sensor can judge the size and speed of travel related to a moving object within its view pattern. This can help to minimize false activations from rodents or other small animals, yet trigger accurately when a person walks within its viewing pattern.

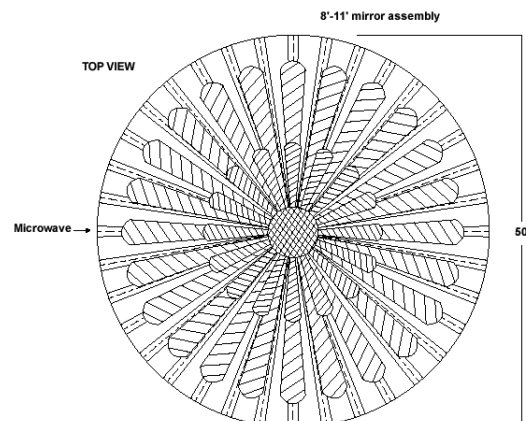
When the detector senses motion in the protected area, its relay output changes the state of a zone input on the system. The control panel responds to this change according to its program.



Wall-mounted long-range curtain or barrier pattern



Wall-mounted wide angle, volumetric



Ceiling-mounted 360° wide angle, volumetric

Microwave Motion Technology

Another sensor technology uses microwave technology to determine when an object moves in relation to a fixed background.

The sensor uses the Doppler effect to sense a change in the frequency of a low-power microwave signal. As an object moves toward the sensor, the reflected frequency increases. As an object moves away from the sensor, the reflected frequency decreases. By comparing these characteristics with the frequency being transmitted, the detector can accurately sense an object as it moves through the protected area.

When the detector senses motion in the protected area, its relay output changes the state of a zone input on the system. The control panel responds to this change according to its program.

Honeywell's precise K-Band technology:

This unique, innovative microwave technology allows our engineers to design a source in such a way as to provide a crisp pattern with no dead spaces. The pattern wave is so precise that it is less likely to activate when objects outside of the protected room move, such as in the case with store-front display windows or multi-tenant office complexes.

DUAL TEC® Motion Technology

In an attempt to validate the motion sensed by a single sensor, the DUAL TEC Motion Detector uses both PIR and Microwave technologies to determine if there is motion within a protected area.

The major advantage of using DUAL TEC technology is the built-in validation of motion within the protected area. Since both sensors must detect motion, but both sense very different ways, it is like getting an immediate "second opinion" before alarm activation. This helps to minimize false activations caused by environmental changes, small animals and other unexpected conditions.

In some cases, the unit can conserve power by allowing the PIR to remain active while allowing the microwave sensor to sleep. If the PIR senses motion, the microwave sensor activates and verifies the motion. If there is no motion sensed, the detector does not change the state of its alarm output.

When the detector senses motion from the PIR and microwave sensors in the protected area, its relay output changes the state of a zone input on the system. The control panel responds to these changes according to its program.



Selecting the Right Motion Detector for Your Application

Because selecting the right detector for the job is so important, we arranged this section to address the needs of various room or area sizes. To make it easier to select the best motion detector, see the following discussions within this section:

Motion Detectors for Smaller Rooms and Areas (see pages 89-101)

Motion Detectors for Medium-Sized Rooms and Areas (see pages 102-114)

Motion Detectors for Large-Sized Rooms and Areas (see pages 115-121)

Motion Detectors for Barrier-Style Protection Applications (see pages 122-135)



Honeywell offers an impressive variety of motion detectors that support a wide variety of protection strategies. Honeywell is an easy choice for the most trusted motion detectors – and now it is even easier for you to choose motion detectors for your application.

Motion Detectors for Small Rooms and Areas

When planning for smaller rooms, consider using motion detectors that provide smaller detection patterns for a better fit. You can also use multiple smaller-pattern motion detectors to cover selected spaces in larger rooms. Honeywell offers a wide variety of motion detectors with patterns suitable to protect rooms of all sizes. This group of motion detectors is suitable for rooms smaller than 40 ft. by 40 ft. (approximately 1600 sq. ft.).

1. How do you want to connect the motion detector to the system?
 - V-Plex Addressable
 - 5800 Series Wireless
 - Conventional zone inputs
2. Where do you want to locate the motion detector?
 - On the wall
 - On the ceiling (check ceiling height)
3. Will the detector be located in a room occupied by the general public, such as in lobbies, classrooms, libraries or in rooms of similar uses? Are you concerned about intentional sensor tampering or masking of its view?
 - Consider choosing a motion detector that includes tamper supervision for its cover and its base
 - Consider choosing a motion detector that features anti-mask supervision to avoid blockage of its view
4. Will the detector be located in an area that normally experiences wide changes in temperature, or is the location likely to experience very low temperatures at night?
 - Consider choosing a motion detector designed for low temperature environments
5. In each connectivity group, find the sensor technology:
 - PIR – for stable environments, these detectors work best in areas with no open windows and minimal air flow
 - DUAL TEC – for harsh environments such as drafty areas in front of windows, warehouse and storage environments or in multi-tenant facilities
6. Check the dimensions of the protected area against the pattern diagram to find the most suitable motion detector for your application.
7. If you choose a motion detector pattern that is smaller than the area you are protecting, you can improve system detection by using more than one to cover the area. This also allows the system to provide more accurate information about the location of the motion detected in the building.
8. Are animals present in the area to be protected (i.e. birds, cats, rodents, dogs)?
 - Consider detectors with animal immunity
9. Are there valuables in the area to be protected, a high security application, or an area where the sensors are expected to be tampered with in an attempt to defeat them?
 - Consider sensors with look down zones, protecting the area directly beneath the detector
 - Consider sensors with AntiMask technology, guarding against masking of the PIR visibility



DT7500SN

Description:

- Motion detector for VISTA V-Plex DUAL TEC technology
- Uses a combination of PIR passive infrared and the revolutionary K-Band microwave technology

Recommended use/application:

- A perfect fit for lobbies, meeting rooms, classrooms, storerooms and other small-sized areas
- A great fit for multi-tenant or multi-use buildings

Product advantages:

- Revolutionary K-Band technology delivers sharp detection without holes or weak spots. The custom-made source offers pattern shaping to fill the protected area with a broad, balloon-shaped pattern, which matches the PIR pattern. It also offers pattern containment to reduce the penetration of microwave energy through walls.
- Discrete, low profile – not a distraction from style and architecture
- Simple, two-wire installation – minimizes installation cost and complexity
- Optional mounting bracket to maximize aiming options while making the sensor compatible with a wide range of surface angles
- V-Plex compatible addressable for compatibility to a wide range of industry-leading control panels requiring fewer power supplies for larger systems
- On-board LED status indicators
- Patented look-down zone
- Patented black bug guard resists bright lights and keeps bugs out of the view
- Dual-core technology keeps the detector's view clear by filtering noise caused by light fixtures and allows the detector to dynamically adapt to a wide range of changing environments (i.e. fans, motors) throughout the day
- False alarm protection is built-in – the detector resists false alarms due to radio communication and other typical interference

Mounting options:

On walls, located at a height of 6' to 9' from the floor in corners or along the wall

Product dimensions:

4.93" H x 2.93" W x 1.68" D

Recommended pattern:

35' x 40' (small)

Compatibility:

All VISTA control panels equipped with V-Plex addressable technology:

VISTA-32FB	FA1600C
VISTA-128BP	FA1660C
VISTA-128FBP	FA1670C
VISTA-250BP	FA1700C
VISTA-250FBP	

Temperature:

-4° F to 131° F (-20° C to 55° C)

Humidity:

5-95% relative, non-condensing

Power:

- Provided by V-Plex Bus
- 3mA (LED disabled); 6mA (LED enabled); 6.5mA (during initialization)

Included items:

- 35' x 40' Lens (Animal Immune)
- 50' x 60' Lens (installed)

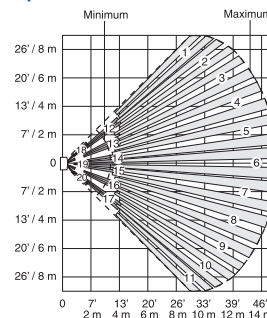
Options available:

- DT7000-LRLK: Long Range lens kit (89' L x 18' W)
- DT7000-PALK: Pet Alley lens kit (35' L x 40' W)
- DT7000-HSLK: High Security lens kit (35' L x 40' W)
- SMB10: Universal wall-mount bracket
- SMB10T: Universal wall-mount bracket, tampered
- SMB10C: Universal ceiling-mount bracket

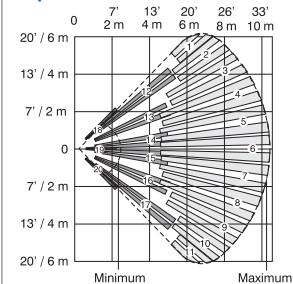
Listings:

- ETL Listed to UL639, CAN/ULC-S306.01/3
- FCC
- IC

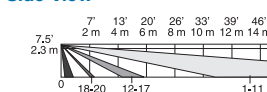
Top View



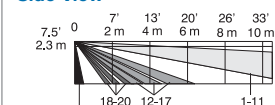
Top View



Side View



Side View



IS2500SN



Description:

PIR motion detector for VISTA V-Plex addressable systems

Recommended use/application:

- A perfect fit for lobbies, meeting rooms, storerooms and other small-sized rooms and public areas
- A great fit for multi-tenant or multi-use buildings

Product advantages:

- Discrete, low profile – not a distraction from style and architecture
- Simple, two-wire installation – minimizes installation cost and complexity
- Optional mounting bracket to maximize aiming options while making the sensor compatible with a wide range of surface angles
- V-Plex compatible/addressable for compatibility to a wide range of industry-leading control panels requiring fewer power supplies for larger systems
- On-board LED status indicator
- Patented look-down zone
- Patented black bug guard resists bright lights and keeps bugs out of the view
- False alarm protection is built-in – the detector resists false alarms due to radio communication and other typical interference

Mounting options:

On walls or on SMB10 Brackets (listed under options available) on walls and ceilings located at an ideal height of 6' to 9' from the floor in corners or along the wall

Product dimensions:

4.92" H x 2.94" W x 1.72" D

Recommended pattern:

35' x 40' (small)

Compatibility:

All VISTA control panels equipped with V-Plex addressable technology:

VISTA-32FB	FA1600C
VISTA-128BP	FA1660C
VISTA-128FBP	FA1670C
VISTA-250BP	FA1700C
VISTA-250FBP	

Temperature:

-4° F to 131° F (-20° C to 55° C)

Humidity:

5-95% relative, non-condensing

Power:

- Provided by V-Plex bus
- 1.6mA LED disabled, 4.7mA LED on

Included items:

- 35' x 40' Lens (Animal Immune)
- 50' x 60' Lens

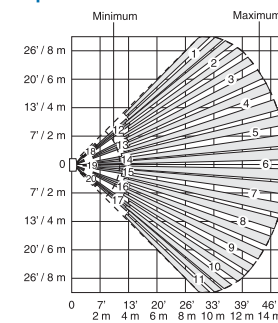
Options available:

- DT7000-LRLK: Long Range lens kit (89' L x 18' W)
- DT7000-PALK: Pet Alley lens kit (35' L x 40' W)
- DT7000-HSLK: High Security lens kit (35' L x 40' W)
- SMB10: Universal wall-mount bracket
- SMB10T: Universal wall-mount bracket, tampered
- SMB10C: Universal ceiling-mount bracket

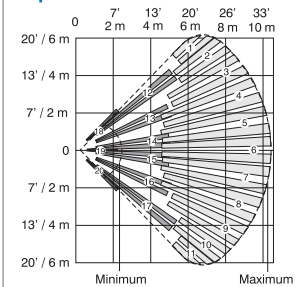
Listings:

- UL/ULC Listed to UL639, CAN/ULC-S306.01/3
- ETL Listed to UL639

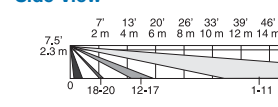
Top View



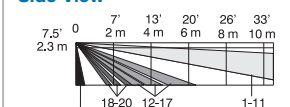
Top View



Side View



Side View





5897-35

Description:

Wireless DUAL TEC motion detector with PIR and microwave technology

Recommended use/application:

- Use in commercial offices and industrial warehouse environments
- Great for lobbies, storage rooms and work spaces
- One unit covers a room size up to 35' x 30'
- Use multiple units for larger rooms

Product advantages:

- DUAL TEC technology reduces false alarms
- Temperature compensation makes the unit perform better in harsher environments

Mounting options:

7' 6" high on wall

Product dimensions:

5" H x 2.875" W x 2.312" D

Recommended pattern:

35' long x 30' wide

Operating range:

- 200' from receiver, repeater or transceiver in semi-enclosed buildings
- Greater range available in larger buildings with clear, open spaces

Compatibility:

- Works well with any Honeywell VISTA wireless receiver such as the 5881ENHC
- Battery operated

Temperature:

32° F to 140° F (0° C to 60° C)

Humidity:

Up to 95% relative, non-condensing

Power:

Battery powered device (Honeywell #466, Duracell DL 123A, Sanyo CR123A, Panasonic CR 123A)

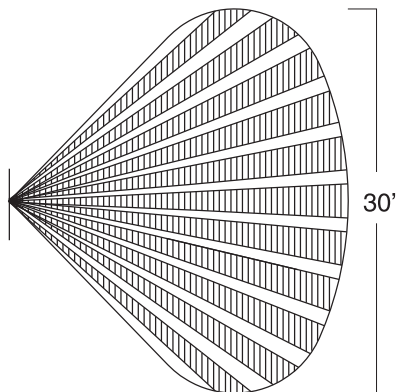
Included items:

- Mounting screws
- Four Honeywell #466 batteries

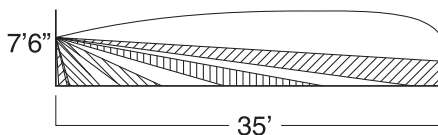
Listings:

- UL/ULC Listed to UL639, CAN/ULC-S306
- FCC
- IC

Top View



Side View



5800PIR



Coming Soon!

Description:

Wireless PIR motion detector with and without animal immunity* for use in smaller rooms

Recommended use/application:

- Small lobbies, offices, areas and storage rooms where small animals and rodents may be present (up to 80 lbs.)
- Use in public or private offices where cabling is a challenge
- Great for lobbies, storage rooms and smaller work spaces
- One unit covers a room size up to 35' x 40'
- Use multiple units for larger rooms

Product advantages:

- Wireless device requires no cable runs
- Automatic walk-test eliminates the need for a ladder to test
- Longer battery life – up to 10 years
- Cold-temperature alert when temperature falls below 45° F
- Remote programmable saves service calls
- Dual-temperature slope compensation for more reliable operation at hot temperatures
- Bug Guard minimizes alarms due to movement of small insects within the unit
- UV-protected lens for longer lens life and continued clarity of optics
- Flashlight walk test makes installation, service testing and future inspection easier by eliminating the need for a ladder or cover removal while testing the unit for detection coverage

Mounting options:

- 7' to 9' high on wall
- Mount directly to appropriate mounting surface using screws
- Mount onto optional mounting brackets for surface-mounting on walls, in corners or on ceiling

Product dimensions:

2.375" H x 3.375" W x 1.5" D

Recommended pattern:

Standard Lens – 35' long x 40' wide

*Animal immunity feature can be turned on or off

Operating range:

- 200' from receiver, repeater or transceiver in semi-enclosed buildings
- Greater range available in larger buildings with clear, open spaces

Compatibility:

Works well with any Honeywell VISTA wireless receiver such as the 5881ENHC

Temperature:

14° F to 122° F (-10° C to 50° C)

Humidity:

Up to 95% relative, non-condensing

Power:

Battery powered device – up to ten years battery life using one (Honeywell #466, Duracell DL 123A, Sanyo CR123A, Panasonic CR 123A)

Included items:

- Lens mask
- Mounting screws
- One CR123A battery

Options available:

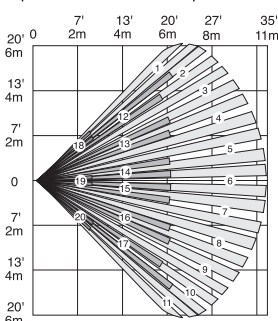
- SMB10: Universal wall-mount bracket
- SMB10C: Universal ceiling-mount bracket
- SMB10T: Universal wall-mount bracket, tampered

Listings:

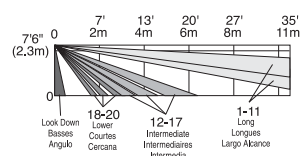
- FCC
- IC

35' / 11m Wide Angle Animal Immune Lens / Lentille à grand angle insensible aux animaux / Lente gran angular con tolerancia a animales (P/N 5-532-719-01)

Top View / Vue de Dessus / Vista Superior



Side View / Vue de Côté / Vista Lateral



5890PI



Description:

Wireless PIR motion detector with immunity from rodents and small animals up to 40 lbs.

Recommended use/application:

- Small lobbies and storage rooms where small animals and rodents may be present
- Use in public or private offices where cabling is a challenge
- Great for lobbies, storage rooms and smaller work spaces
- One unit covers a room size up to 35' x 45'
- Use multiple units for larger rooms

Product advantages:

- Wireless device requires no cable runs
- Split-zone optics technology

Mounting options:

- 6.5' to 7.5' high on wall
- Mount directly to appropriate mounting surface using screws

Product dimensions:

5" H x 2.688" W x 1.875" D

Recommended pattern:

35' long x 45' wide

Operating range:

- 200' from receiver, repeater or transceiver in semi-enclosed buildings
- Greater range available in larger buildings with clear, open spaces

Compatibility:

Works well with any Honeywell VISTA wireless receiver such as the 5881ENHC

Temperature:

14° F to 122° F (-10° C to 50° C)

Humidity:

Up to 95% relative, non-condensing

Power:

Battery powered device – up to five years battery life (Honeywell #466, Duracell DL 123A, Sanyo CR123A, Panasonic CR 123A)

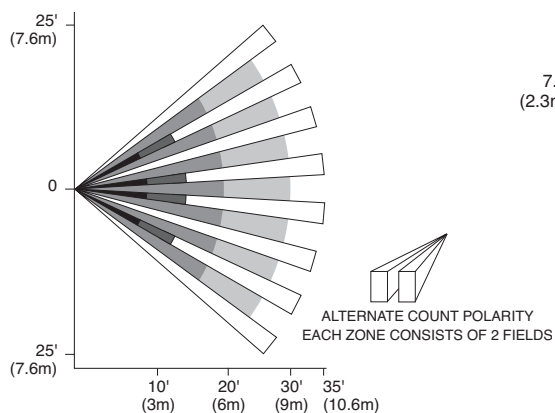
Included items:

Two CR123A batteries

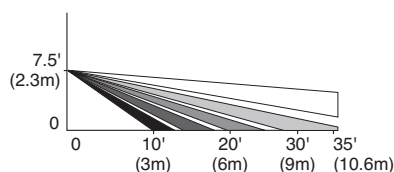
Listings:

- UL Listed to UL639
- FCC
- IC

Top View



Side View



5894PI



Description:

Wireless PIR motion detector with immunity from rodents and larger animals up to 80 lbs.

Recommended use/application:

- For use with control panels supporting 5800 Series wireless devices
- Rooms with a wider range of temperature, such as storage rooms where small animals and rodents may be present
- Use in public or private offices where cabling is a challenge
- Great for warehouses, storage rooms and smaller work spaces subject to wider temperature ranges
- One unit covers a room size up to 35' x 45'
- Use multiple units for larger rooms

Product advantages:

- Wireless device requires no cable runs
- Longer life – up to 10 years of operation using included batteries
- Uniform sensitivity optics technology
- Temperature compensation

Mounting options:

- 7' high on wall
- Mount directly to appropriate mounting surface

Product dimensions:

5.0" H x 3.0" W x 1.7" D

Recommended pattern:

35' long x 45' wide

Operating range:

- 200' from receiver, repeater, or transceiver in semi-enclosed buildings
- Greater range available in larger buildings with clear, open spaces

Compatibility:

Works well with any Honeywell VISTA wireless receiver such as the 5881ENHC

Temperature:

32° F to 122° F (0° C to 50° C)

Humidity:

Up to 95% relative, non-condensing

Power:

Battery powered device – up to ten years battery life (Honeywell #466, Duracell DL 123A, Sanyo CR123A, Panasonic CR 123A)

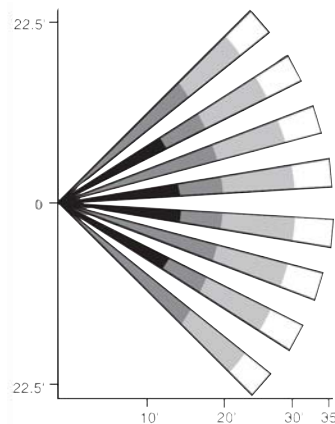
Included items:

- Mounting screws
- Four CR123A batteries

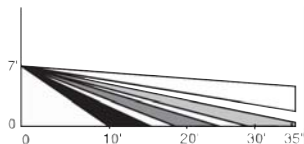
Listings:

- UL/ULC Listed to UL639, CAN/ULC-S306
- FCC
- IC

Top View



Side View



DT7435C



Description:

- DUAL TEC motion detector with K-Band technology
- Uses a combination of PIR passive infrared and K-Band microwave technology

Recommended use/application:

- Use in commercial buildings, offices, school classrooms and storage rooms
- Great for small to medium areas
- One unit covers 35' x 40' area
- Use multiple units for monitoring larger rooms and areas

Product advantages:

- Revolutionary K-Band technology delivers sharp detection without holes or weak spots. The custom-made source offers pattern shaping to fill the protected area with a broad, balloon-shaped pattern, which matches the PIR pattern. It also offers pattern containment to reduce the penetration of microwave energy through walls.
- Optional mounting bracket to maximize aiming options while making the sensor compatible with a wide range of surface angles
- On-board LED status indicators
- Patented look-down zone
- Patented black bug guard resists bright lights and keeps bugs off sensor element
- Digital dual-core technology keeps the detector's view clear by filtering noise caused by light fixtures, and allows the detector to dynamically adapt to a wide range of changing light and temperature conditions throughout the day
- False alarm protection is built-in – the detector resists false alarms due to radio communication and other typical interference

Mounting options:

- On walls, located at a height of 7' 6" from the floor in corners or along the wall
- Aim toward areas where motion sensing is desired
- Where required, aim across windows, but avoid aiming at windows

Product dimensions:

4.685" H x 2.795" W x 1.654" D

Recommended pattern:

- 35' W x 40' L: Wide angle, High Security
- 35' W x 40' L: Wide angle, Animal Immune

Compatibility:

- Form C dry contact
- Compatible with all controls and zone input modules providing compatibility with dry contact output activation upon status change

Temperature:

14° F to 131° F (-10° C to 55° C)

Humidity:

5-95% relative, non-condensing

Power:

12V 30mA idle to 35mA maximum

Included items:

35' x 40' High Security lens

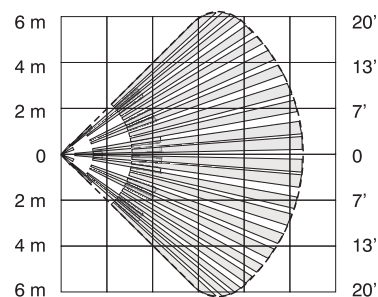
Options available:

- DT7435: DUAL TEC motion detector, form A output
- DT7000-LRLK: Long Range lens kit (Pattern 8' W x 35' L)
- DT7000-PALK: Pet Alley lens kit (Pattern 35' W x 40' L)
- SMB10: Universal wall-mount bracket
- SMB10T: Universal wall-mount bracket, tampered
- SMB10C: Universal ceiling-mount bracket

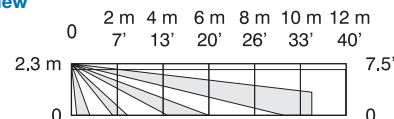
Listings:

- UL/ULC Listed to UL639, CAN/ULC-S306
- FCC
- IC

Top View



Side View





DT7235T

Description:

- DUAL TEC motion detector with K-Band technology and 100 lbs. of animal immunity
- Uses a combination of PIR passive infrared and the revolutionary K-Band microwave technology

Recommended use/application:

- Use in commercial buildings, offices, school classrooms and storage rooms
- Great for small to medium areas
- One unit covers a space 35' wide x up to 40' long
- Use multiple units for monitoring larger rooms and areas

Product advantages:

- Revolutionary K-Band technology delivers sharp detection without holes or weak spots. The custom-made source offers pattern shaping to fill the protected area with a broad, balloon-shaped pattern, which matches the PIR pattern. It also offers pattern containment to reduce the penetration of microwave energy through walls.
- Optional mounting bracket to maximize aiming options while making the sensor compatible with a wide range of surface angles
- On-board LED status indicators
- Patented look-down zone
- Patented black bug guard resists bright lights and keeps bugs off sensor element
- False alarm protection is built-in – the detector resists false alarms due to radio communication and other typical interference

Mounting options:

- On walls, located at a height of 7' 6" from the floor in corners or along the wall
- Aim toward areas where motion sensing is desired
- Where required, aim across windows, but avoid aiming at windows

Product dimensions:

4.685" H x 2.795" W x 1.654" D

Recommended pattern:

- 35' W x 40' L: Wide angle, volumetric
- 35' W x 40' L: Optional wide angle, Animal Immune
- 8' W x 35' L: Optional long-range curtain, barrier

Compatibility:

- Form A Dry Contact/SPDT
- Compatible with all controls and zone input modules providing compatibility with dry contact output activation upon status change

Temperature:

14° F to 131° F (-10° C to 55° C)

Humidity:

5-95% relative, non-condensing

Power:

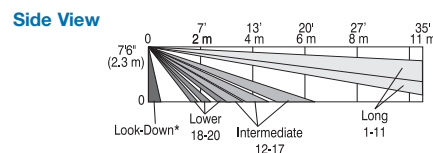
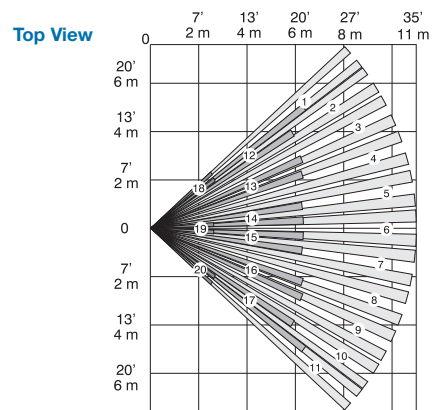
12V 25mA

Options available:

- DT7000-LRLK: Long Range lens kit (Pattern 8' W x 35' L)
- DT7000-PALK: Pet Alley lens kit (Pattern 35' W x 40' L)
- DT7000-HSLK: High Security lens kit
- SMB10: Universal wall-mount bracket
- SMB10T: Universal wall-mount bracket, tampered
- SMP10C: Universal ceiling-mount bracket

Listings:

- UL/ULC Listed to UL639, CAN/ULC-S306
- FCC
- IC



IS2535



Description:

PIR motion detector

Recommended use/application:

- Use in commercial buildings, offices, school classrooms and storage rooms
- Great for small to medium areas
- Wide angle use: One unit covers a space 35' long x up to 40' wide
- Use multiple units for monitoring larger rooms and areas

Product advantages:

- 45° terminal blocks
- DIP switch programming
- Spare EOL terminals
- Automatic Walk Test mode
- Four sensitivity settings
- 7' 6" to 9' mounting height
- Uniform sensitivity optics
- Patented mirror look down
- SIA PIR-01 false alarm compliant
- Dual slope temperature compensation
- Works with SMB10 family of swivel brackets
- Microprocessor controlled
- Totally silent tamper proof relay

Detection method:

Dual Element Passive Infrared

Detection pattern:

35' x 40' (11m x 12m)

Pet/animal immunity:

- Switch Selectable Animal Immunity
- 0, 40, or 80 lbs. (0, 18 or 36Kg)

Mounting height:

7' 6" to 9'

Product dimensions:

4.375" H x 2.25" W x 1.5" D

Power requirements:

8.5 – 15.4VDC

Current draw:

- IS2535/T = 17 mA nominal, 20 mA Max
- IS2535TC = 21 mA nominal, 25 mA Max

Alarm relay:

- IS2535/T = Form A (normally closed), 30 mA, 24VDC, 40 Ohms resistance max
- IS2535TC = Form C (normally open/closed), 30 mA, 24VDC, 40 Ohms resistance max

Tamper switch:

Front (IS2535T) and Cover/Back (IS2535TC) = Form A (normally closed), 30 mA, 24VDC

Temperature:

14° F to 131° F (-10° C to 55° C)

Humidity:

5-95% relative, non-condensing

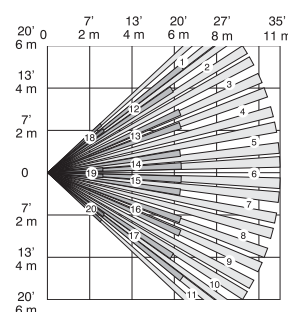
Options available:

- IS2535: Range 35' x 40' (11m x 12m)
- IS2535T: Front case tamper
- IS2535TC: Form C relay/case and wall tamper
- IS2500-PALK Pet Alley lens kit
- SMB10: Universal wall-mount bracket
- SMB10T: Universal wall-mount bracket, tampered
- SMB10C: Universal ceiling-mount bracket

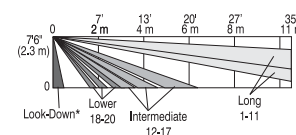
Listings:

- UL/ULC Listed to UL639, CAN/ULC-S306
- SIA PIR-01

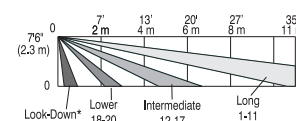
Top View



Side View Pet Immunity Lens



Side View High Security Lens



IS2500LT



Description:

PIR motion detector with lower temperature technology designed for indoor unheated environments

Recommended use/application:

- Provide interior protection coverage for small rooms and areas
- A perfect fit for low-temperature applications such as large closed garages, mechanic shops, wood shops, storage sheds, green houses, enclosed outdoor nursery areas and other shed-like environments

Product advantages:

- Effective in a wider variety of temperature ranges
- Small, large and barrier lenses included for a wide variety of applications
- Discrete, low profile – not a distraction from style and architecture
- Simple, four-wire installation
- Optional mounting bracket to maximize aiming options while making the sensor compatible with a wide range of surface angles
- On-board LED status indicators
- Patented look-down zone
- Patented black bug guard resists bright lights and keeps bugs out of the view
- Dual-core technology keeps the detector’s view clear by filtering noise caused by light fixtures and allows the detector to dynamically adapt to a wide range of changing light and temperature conditions throughout the day
- False alarm protection is built-in – the detector resists false alarms due to radio communication and other typical interference

Mounting options:

Directly on walls or on SMB10 mounting brackets (listed under options available) for walls and ceilings located at height of 7' 6" to 9' from the floor in corners or sides of the room or area

Product dimensions:

4.375" H x 2.25" W x 1.5" D

Recommended pattern:

35' x 40' Lens (small rooms)

Compatibility:

- All controls and zone input modules providing compatibility with dry contact output activation upon status change
- Form C/SPST
- 12VDC power input required

Temperature:

-40° F to 131° F (-40° C to 55° C)

Humidity:

5-95% relative, non-condensing

Power:

- 8.5-15.4VDC
- Idle 21mA
- Alarm 25mA

Included items:

- 35' x 40' Lens (small rooms)
- 60' x 85' Lens – installed (large rooms)
- 100' x 20' Lens (long-range, barrier, curtain)

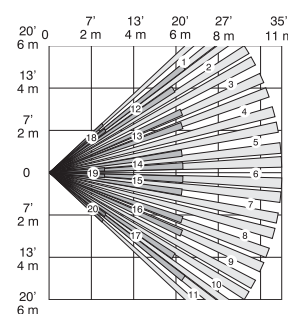
Options available:

- SMB10: Universal wall-mount bracket
- SMB10T: Universal wall-mount bracket, tampered
- SMB10C: Universal ceiling-mount bracket

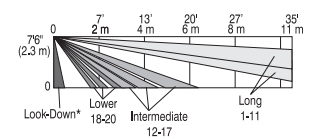
Listings:

- UL/ULC Listed to UL639, CAN/ULC-S306
- SIA PIR-01

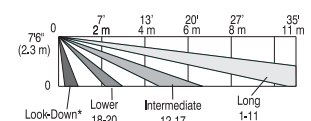
Top View



Side View Pet Immunity Lens

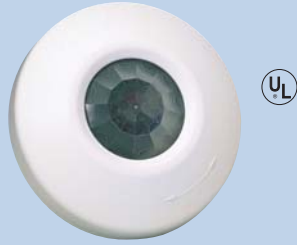


Side View High Security Lens





997



Description:

PIR motion detector for public areas where ceiling-mounting is an advantage against tampering and is also less vulnerable to changing room configurations and plants blocking pattern

Recommended use/application:

A perfect fit for school classrooms and administration offices, retail areas, public libraries, payment centers and other locations where the general public is invited

Product advantages:

- Discrete, low profile – not a distraction from style and architecture
- Ceiling-mount to minimize vandalism in public places
- Simple, four-wire installation – minimizes installation cost and complexity
- On-board LED status indicators
- False alarm protection is built-in – the detector resists false alarms due to radio communication and other typical interference

Mounting options:

- On ceilings: located at a ceiling height of 8-12' from the floor in the center of an area up to 36' in diameter
- Use multiple detectors to monitor larger rooms and areas

Product dimensions:

1" H x 3.5" diameter

Recommended pattern:

Floor pattern is 360° circular pattern, up to 36' in diameter when detector is located at a height of 8-12' from the floor

Compatibility:

- Status output: dry contact. All controls and zone input modules providing compatibility with dry contact output activation upon status change.
- Power: 12VDC power input required

Temperature:

32° F to 122° F (0° C to 50° C)

Humidity:

10-95% relative, non-condensing

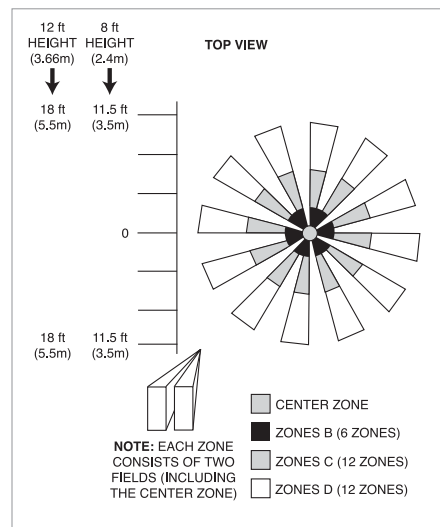
Power:

17mA @12VDC

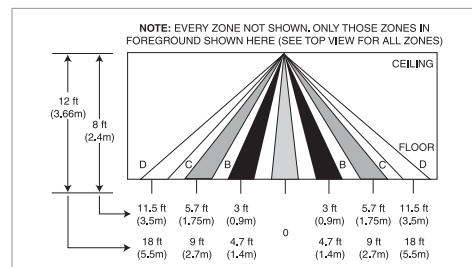
Listings:

UL Listed to UL639

Top View



Side View



Motion Detectors for Medium-Sized Rooms and Areas

Honeywell offers a wide variety of motion detectors with patterns suitable to protect rooms of all sizes. You can use any motions listed in “Motion Detectors for Smaller-Sized Rooms and Areas.” In addition, this group of motion detectors is suitable for rooms between 40 ft. by 40 ft. and 60 ft. by 60 ft. (between 1600 sq. ft. and 3600 sq. ft.).

1. How do you want to connect the motion detector to the system?

- V-Plex Addressable
- 5800 Wireless
- Conventional zone inputs

2. Where do you want to locate the motion detector?

- On the wall
- On the ceiling (check ceiling height)

3. Will the detector be located in a room occupied by the general public, such as in lobbies, classrooms, libraries or in rooms of similar uses? Are you concerned about intentional sensor tampering or masking of its view?

- Consider choosing a motion detector that includes tamper supervision for its cover and its base
- Consider choosing a motion detector that features anti-mask supervision to avoid blockage of its view

4. Will the detector be located in an area that normally experiences wide changes in temperature, or is the location likely to experience very low temperatures at night?

- Consider choosing a motion detector designed for low temperature environments

5. In each connectivity group, find the sensor technology:

- PIR – for stable environments, these detectors work best in areas with no open windows and minimal air flow
- DUAL TEC – for harsh environments such as drafty areas in front of windows, warehouse and storage environments or in multi-tenant facilities

6. Check the dimensions of the protected area against the pattern diagram to find the most suitable motion detector for your application.

7. If you choose a motion detector pattern that is smaller than the area you are protecting, you can improve system detection by using more than one to cover the area. This also allows the system to provide more accurate information about the location of the motion detected in the building.

8. Are animals present in the area to be protected (i.e. birds, cats, rodents, dogs)?

- Consider detectors with animal immunity

9. Are there valuables in the area to be protected, a high security application, or an area where the sensors are expected to be tampered with in an attempt to defeat them?

- Consider sensors with look down zones, protecting the area directly beneath the detector
- Consider sensors with AntiMask technology, guarding against masking of the PIR visibility

DT7500SN



Description:

- Motion detector for VISTA V-Plex with DUAL TEC technology
- Uses a combination of PIR passive infrared and the revolutionary K-Band microwave technology

Recommended use/application:

- A perfect fit for lobbies, meeting rooms, classrooms, warehouses and other medium-to-large sized rooms where sensing motion makes sense
- A great fit for multi-tenant or multi-use buildings

Product advantages:

- Revolutionary K-Band technology delivers sharp detection without holes or weak spots. The custom-made source offers pattern shaping to fill the protected area with a broad, balloon-shaped pattern, which matches the PIR pattern. It also offers pattern containment to reduce the penetration of microwave energy through walls.
- Discrete, low profile – not a distraction from style and architecture
- Simple, two-wire installation – minimizes installation cost and complexity
- Optional mounting bracket to maximize aiming options while making the sensor compatible with a wide range of surface angles
- V-Plex compatible/addressable for compatibility to a wide range of industry-leading control panels requiring fewer power supplies for larger systems
- On-board LED status indicators
- Patented look-down zone
- Patented black bug guard resists bright lights and keeps bugs out of the view
- Dual-core technology keeps the detector's view clear by filtering noise caused by light fixtures and allows the detector to dynamically adapt to a wide range of changing environments (i.e. fans, motors) throughout the day
- False alarm protection is built-in – the detector resists false alarms due to radio communication and other typical interference

Mounting options:

On walls, located at a height of 6' to 9' from the floor in corners or along the wall

Product dimensions:

4.93" H x 2.93" W x 1.68" D

Recommended pattern:

50' x 60' (medium)

Compatibility:

All VISTA control panels equipped with V-Plex addressable technology:

VISTA-32FB	FA1600C
VISTA-128BP	FA1660C
VISTA-128FBP	FA1670C
VISTA-250BP	FA1700C
VISTA-250FBP	

Temperature:

-4° F to 131° F (-20° C to 55° C)

Humidity:

5-95% relative, non-condensing

Power:

- Provided by V-Plex bus
- 3mA (LED disabled); 6mA (LED enabled); 6.5mA (during initialization)

Included items:

- 35' x 40' Lens (Animal Immune)
- 50' x 60' Lens

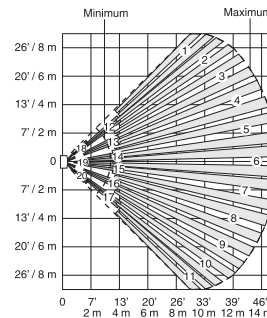
Options available:

- DT7000-LRLK: Long Range lens kit (50' L x 14' W)
- DT7000-PALK: Pet Alley lens kit (35' L x 40' W)
- DT7000-HSLK: High Security lens kit (35' L x 40' W)
- SMB10: Universal wall-mount bracket
- SMB10T: Universal wall-mount bracket, tampered
- SMB10C: Universal ceiling-mount bracket

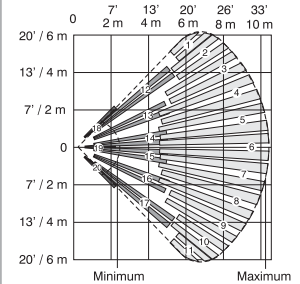
Listings:

- ETL Listed to UL639, CAN/ULC-S306.01/3
- FCC
- IC

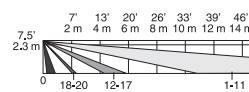
Top View



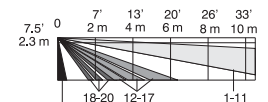
Top View



Side View



Side View



IS2500SN



Description:

PIR motion detector for VISTA V-Plex addressable systems

Recommended use/application:

- A perfect fit for lobbies, meeting rooms, classrooms, warehouses and other medium-to-large sized rooms where sensing motion make sense
- A great fit for multi-tenant or multi-use buildings

Product advantages:

- Discrete, low profile – not a distraction from style and architecture
- Simple, two-wire installation – minimizes installation cost and complexity
- Optional mounting bracket to maximize aiming options while making the sensor compatible with a wide range of surface angles
- V-Plex compatible/addressable for compatibility to a wide range of industry-leading control panels requiring fewer power supplies for larger systems
- On-board LED status indicator
- Patented look-down zone
- Patented black bug guard resists bright lights and keeps bugs out of the view
- False alarm protection is built-in – the detector resists false alarms due to radio communication and other typical interference

Mounting options:

On walls, located at a height from 6' to 9' from the floor in corners or along the wall

Product dimensions:

4.92" H x 2.94" W x 1.72" D

Recommended pattern:

50' x 60' medium

Compatibility:

All VISTA control panels equipped with V-Plex addressable technology:

VISTA-32FB	FA1600C
VISTA-128BP	FA1660C
VISTA-128FBP	FA1670C
VISTA-250BP	FA1700C
VISTA-250FBP	

Temperature:

-4° F to 131° F (-20° C to 55° C)

Humidity:

5-95% relative, non-condensing

Power:

- Provided by V-Plex bus
- 1.6mA LED disabled, 4.7mA LED on

Included items:

- 35' x 40' Lens (Animal Immune)
- 50' x 60' Lens (for larger areas)

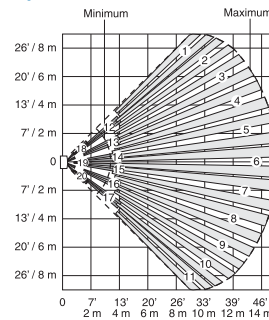
Options available:

- DT7000-LRLK: Long Range lens kit (89' L x 18' W)
- DT7000-PALK: Pet Alley lens kit (35' L x 40' W)
- DT7000-HSLK: High Security lens kit (35' L x 40' W)
- SMB10: Universal wall-mount bracket
- SMB10T: Universal wall-mount bracket, tampered
- SMB10C: Universal ceiling-mount bracket

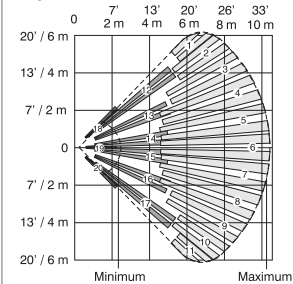
Listings:

- UL/ULC Listed to UL369, CAN/ULC-S306.01/3
- ETL Listed to UL639

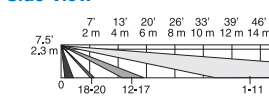
Top View



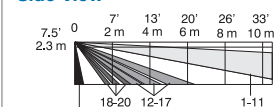
Top View



Side View



Side View



5890



Description:

Wireless PIR motion detector

Recommended use/application:

- For use with control panels supporting 5800 Series wireless devices
- Use in public or private offices where cabling is a challenge
- One unit covers a room size up to 40' x 56'
- Use multiple units for larger rooms
- Wide view for small to medium-sized rooms like lobbies, private offices and stairwells
- Long-range for barrier applications up to 60' long
- Pet Alley for areas with small animals or rodents, such as warehouses, store rooms and other interior locations with animals

Product advantages:

- Wireless device requires no cable runs
- Split-zone Optics technology

Mounting options:

- 6' to 8' high on wall
- Mount directly to appropriate mounting surface using screws

Product dimensions:

5" H x 2.688" W x 1.875" D

Recommended pattern:

- Standard lens: 40' long x 56' wide
- Barrier lens: 60' long x 6' wide (199LR)
- Pet Alley lens: 40' long x 60' wide (199PA)

Operating range:

- 200' from receiver, repeater, or transceiver in semi-enclosed buildings
- Greater range available in larger buildings with clear, open spaces

Compatibility:

Works well with any Honeywell VISTA wireless receiver such as the 5881ENHC

Temperature:

32° F to 122° F (0° C to 50° C)

Humidity:

0-95% non-condensing

Power:

Battery powered device – up to five years battery life (Honeywell #466, Duracell DL 123A, Sanyo CR123A, Panasonic CR 123A)

Included items:

- Mounting screws
- Two CR123A batteries

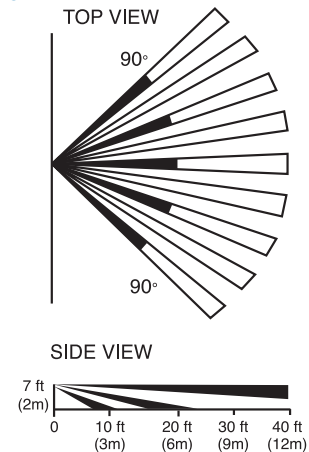
Options available:

- 5890 – Standard PIR (40' x 50') non-pet immune
- 199-LR – Long Range lens (60' x 6') for 5890
- 199-PA – Pet Alley lens

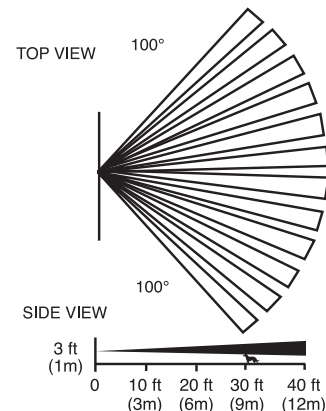
Listings:

- UL Listed to UL639
- FCC
- IC

Wide Angle Lens



Pet Alley Lens



995



Description:

Recess mount PIR motion sensor

Recommended use/application:

- Wide view for small to medium-sized rooms like lobbies, private offices and stairwells
- Long-range for barrier applications up to 70' long

Product advantages:

- Fits single gang box or can be recessed into a wall
- Built-in signature analysis pulse count reduces false alarms
- Horizontal and vertical adjustments

Operating range:

40' x 56' coverage pattern

Options available:

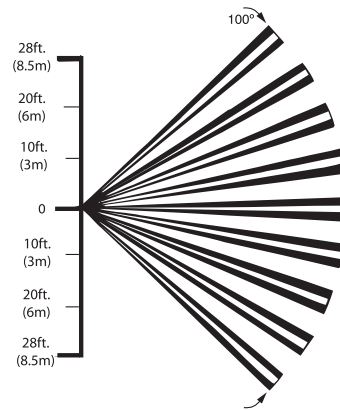
- 995PA: Pet Alley lens, 40' x 56'
- 995LR: Long Range lens, 70' x 8-1/2'

Listings:

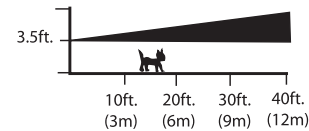
UL Listed to UL639

Pet Alley Lens

Top View

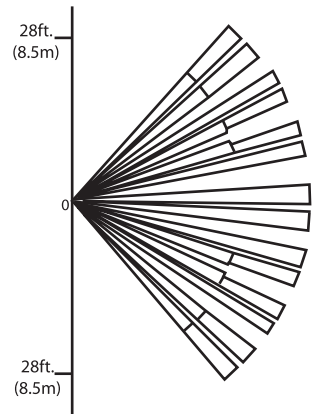


Side View

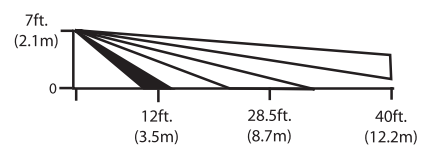


Wide Angle Lens

Top View

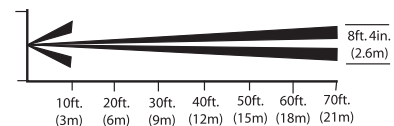


Side View

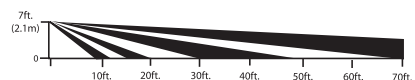


Long Range Lens

Top View



Side View



DT6360-STC



Description:

Ceiling-mounted 360° DUAL TEC motion detector with PIR and microwave technology

Recommended use/application:

- Range: 50' diameter with 360° coverage pattern
- Medium to large-sized rooms in offices, cafeterias, libraries or classrooms
- Use in commercial offices and industrial warehouse environments
- Great for lobbies, storage rooms and work spaces
- Use multiple units for larger rooms

Product advantages:

- Ceiling mount for public applications
- DUAL TEC technology reduces false alarms

Mounting options:

8' to 16' ceiling

Product dimensions:

5" H x 5" W x 2.3" D

Operating range:

50' diameter

Compatibility:

12VDC power required

Power:

12V 40mA typical

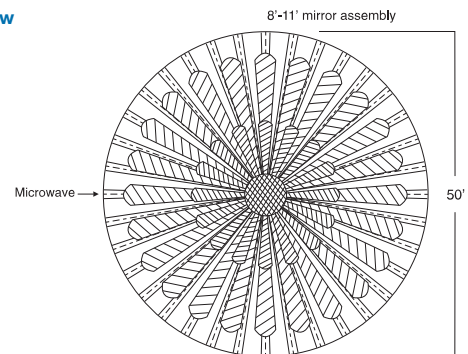
Included items:

Mounting screws

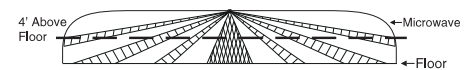
Listings:

- UL/ULC Listed to UL639, CAN/ULC-S306
- FCC
- IC

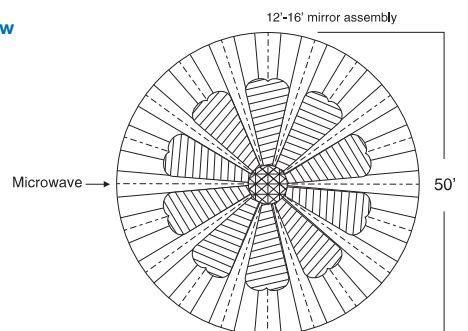
Top View



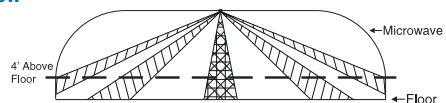
Side View



Top View



Side View



DT7450C



Description:

- DUAL TEC motion detector with K-Band technology
- Uses a combination of PIR passive infrared and K-Band microwave technology

Recommended use/application:

- Use in commercial buildings, auditoriums, schools and industrial warehouse environments
- Great for small to medium hallways and inside large warehouse loading door areas
- Wide angle use: One unit covers a space 50' wide x up to 60' long
- Use multiple units for monitoring larger rooms and areas

Product advantages:

- Revolutionary K-Band technology delivers sharp detection without holes or weak spots. The custom-made source offers pattern shaping to fill the protected area with a broad, balloon-shaped pattern, which matches the PIR pattern. It also offers pattern containment to reduce the penetration of microwave energy through walls.
- Discrete, low profile – not a distraction from style and architecture
- Optional mounting bracket to maximize aiming options while making the sensor compatible with a wide range of surface angles
- On-board LED status indicators
- Patented look-down zone
- Patented black bug guard resists bright lights and keeps bugs out of the view
- Dual-core technology keeps the detector's view clear by filtering noise caused by light fixtures, and allows the detector to dynamically adapt to a wide range of changing light and temperature conditions throughout the day
- False alarm protection is built-in – the detector resists false alarms due to radio communication and other typical interference

Mounting options:

- On walls: located at a height of 7' 6" from the floor in corners or along the wall or on SMB10 brackets (listed under options available) for walls and ceilings
- Aim toward areas where motion sensing is desired
- Where required, aim across windows, but avoid aiming at windows

Product dimensions:

4.92" H x 2.94" W x 1.72" D

Recommended pattern:

50' L x 60' W (medium)

Compatibility:

- Form C dry contact (SPDT)
- Compatible with all controls and zone input modules providing compatibility with dry contact output activation upon status change

Temperature:

14° F to 131° F (-10° C to 55° C)

Humidity:

5-95% relative, non-condensing

Power:

12V 30mA idle to 35mA maximum

Included items:

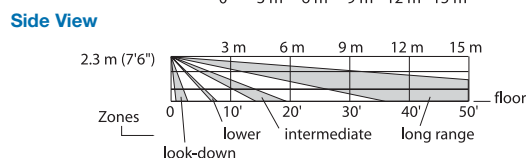
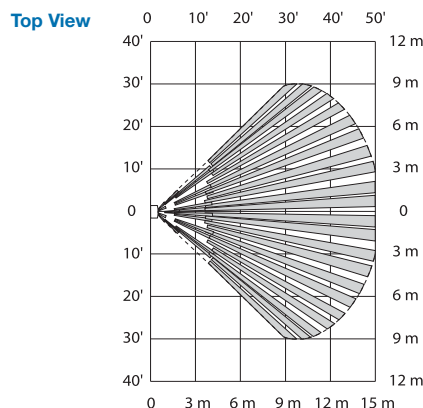
- 35' x 40' Lens (Animal Immune)
- 50' x 60' Lens (included)

Options available:

- DT7450: DUAL TEC motion detector, form A output (SPST)
- DT7000-LRLK: Long Range lens kit (Pattern 8' x 50')
- SMB10: Universal wall-mount bracket
- SMB10T: Universal wall-mount bracket, tampered
- SMB10C: Universal ceiling-mount bracket

Listings:

- UL/ULC Listed to UL639, CAN/ULC-S306
- FCC
- IC



DT7550C



Description:

- Anti-Mask DUAL TEC motion detector with K-Band microwave technology
- Uses a combination of PIR passive infrared and K-Band microwave technology

Recommended use/application:

- Use in commercial buildings, auditoriums, schools and industrial warehouse environments
- Great for small to medium hallways and inside large warehouse loading door areas
- Wide angle use: One unit covers a space 50' wide x up to 60' long
- Covering larger areas: Use multiple units for monitoring larger rooms and areas
- Protected against masking or blocking coverage pattern

Product advantages:

- Detector generates a trouble condition when its view is blocked
- Revolutionary K-Band technology delivers sharp detection without holes or weak spots. The custom-made source offers pattern shaping to fill the protected area with a broad, balloon-shaped pattern, which matches the PIR Pattern. It also offers pattern containment to reduce the penetration of microwave energy through walls.
- Discrete, low profile – not a distraction from style and architecture
- Optional mounting bracket to maximize aiming options while making the sensor compatible with a wide range of surface angles
- On-board LED status indicators
- Patented look-down zone
- Patented black bug guard resists bright lights and keeps bugs out of the view
- Dual-core technology keeps the detector's view clear by filtering noise caused by light fixtures, and allows the detector to dynamically adapt to a wide range of changing light and temperature conditions throughout the day
- False alarm protection is built-in – the detector resists false alarms due to radio communication and other typical interference

Mounting options:

- On walls, located at a height of 7' 6" from the floor in corners or along the wall (or on SMB10 brackets listed under options available) for walls and ceilings
- Aim toward areas where motion sensing is desired
- Where required, aim across windows, but avoid aiming at windows

Product dimensions:

4.92" H x 2.94" W x 1.72" D

Recommended pattern:

50' L x 60' W (medium)

Compatibility:

- Form C dry contact (SPDT)
- Compatible with all controls and zone input modules providing compatibility with dry contact output activation upon status change

Temperature:

14° F to 131° F (-10° C to 55° C)

Humidity:

5-95% relative, non-condensing

Power:

12V 30mA idle to 40mA maximum

Included items:

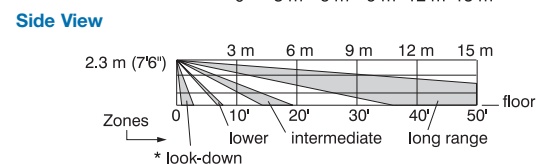
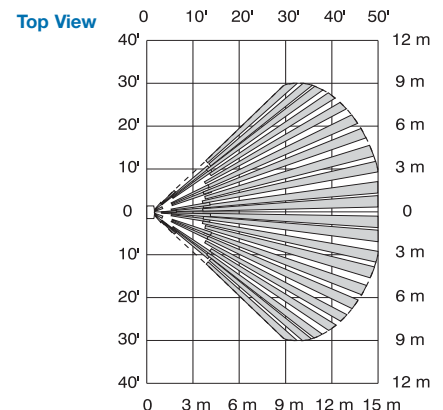
- 35' x 40' Lens (Animal Immune)
- 50' x 60' Lens

Options available:

- DT7000-LRLK: Long Range lens kit (Pattern 8' x 50')
- SMB10: Universal wall-mount bracket
- SMB10T: Universal wall-mount bracket, tampered
- SMB10C: Universal ceiling-mount bracket

Listings:

- UL/ULC Listed to UL639, CAN/ULC-S306
- FCC
- IC



DT900



Description:

DUAL TEC motion detector with PIR, microwave and anti-masking technology

Recommended use/application:

- Use in gymnasiums, auditoriums and industrial warehouse environments
- Great for lobbies, locker rooms, lecture halls and work spaces
- One unit covers a room size up to 70' x 90' when mounted in a corner
- Use multiple units for larger rooms

Product advantages:

- Mask-alert technology guards against unit from being blocked
- DUAL TEC technology reduces false alarms
- Digital fluorescent light filter minimizes interference
- Adaptive baseline and bidirectional temperature compensation makes the unit perform better in harsher environments

Mounting options:

- 6' to 12' high
- Wall mounted on flat surface, single-gang electrical box, using a swivel mount bracket

Product dimensions:

6" H x 6.5" W x 8" D

Operating range:

- 50' x 40' (medium)
- 90' x 70' (large)

Compatibility:

- Works well with any hardwired zone input modules
- 12VDC power required

Power:

12V 50mA idle to 50mA maximum

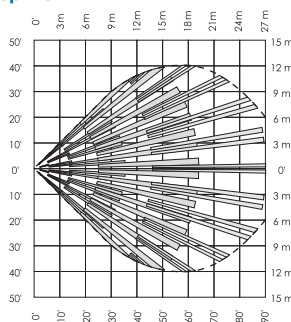
Included items:

Mounting screws

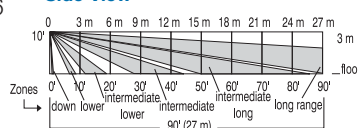
Listings:

- UL/ULC Listed to UL639, CAN/ULC-S306
- FCC
- IC

Top View



Side View



DT901



Description:

DUAL TEC motion detector with PIR and microwave technology

Recommended use/application:

- Use in gymnasiums, auditoriums and industrial warehouse environments
- Great for lobbies, locker rooms, lecture halls and work spaces
- One unit covers a room size up to 70' x 90' when mounted in a corner
- Use multiple units for larger rooms

Product advantages:

- DUAL TEC technology reduces false alarms
- Digital fluorescent light filter minimizes interference
- Adaptive baseline and bidirectional temperature compensation makes the unit perform better in harsher environments

Mounting options:

- 6' to 12' high
- Wall mounted on flat surface, single-gang electrical box, using a swivel mount bracket

Product dimensions:

6" H x 6.5" W x 8" D

Operating range:

- 50' x 40' (medium)
- 90' x 70' (large)

Compatibility:

- Works well with hardwired zone input modules
- 12VDC power required

Power:

12V 50mA idle to 50mA maximum

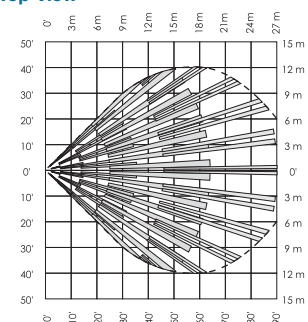
Included items:

Mounting screws

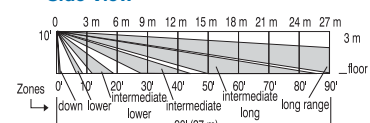
Listings:

- UL/ULC Listed to UL639, CAN/ULC-S306
- FCC
- IC

Top View



Side View



IS216T



Description:

Entry-level PIR motion detector with temperature compensation for small to medium-sized rooms

Recommended use/application:

- Use in lobbies, business offices, classrooms, restaurants, retail shops and similar areas
- Great for small to medium-sized rooms
- Wide angle use: One unit covers a space 40' wide x up to 40' long
- Covering larger areas: Use multiple units for monitoring larger rooms and areas

Product advantages:

- Discrete, low profile – not a distraction from style and architecture
- Selectable pulse count
- Dual-slope temperature compensation
- Microprocessor controlled
- Patented look-down mirror
- Built-in tamper switch
- Simple, four-wire installation – minimizes installation cost and complexity
- On-board LED status indicators
- Patented black bug guard resists bright lights and keeps bugs out of the view
- Intelligent Dual Element PIR technology evaluates size and speed of object in motion
- False alarm protection is built-in – the detector resists false alarms due to radio communication and other typical interference

Mounting options:

- On walls, located at a height of 7' 6" to 9' from the floor
- Aim toward areas where motion sensing is desired
- Where required, aim across windows, but avoid aiming at windows

Product dimensions:

3.375" H x 2.375" W x 1.5" D

Recommended pattern:

40' x 40' wide angle, volumetric

Compatibility:

- Status Output: dry contact. All controls and zone input modules providing compatibility with dry contact output activation upon status change.
- Power: 12VDC power input required

Temperature:

14° F to 131° F (-10° C to 55° C)

Humidity:

5-95% relative, non-condensing

Power:

12VDC 16mA maximum

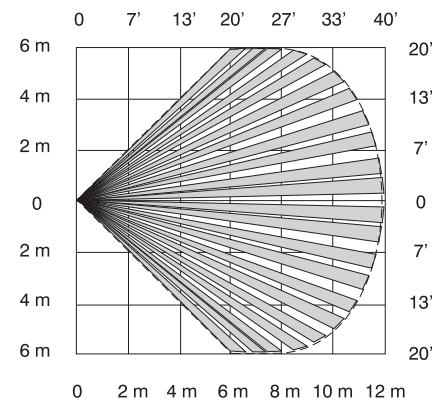
Options available:

- SMB10: Universal wall-mount bracket
- SMB10T: Universal wall-mount bracket, tampered
- SMB10C: Universal ceiling-mount bracket

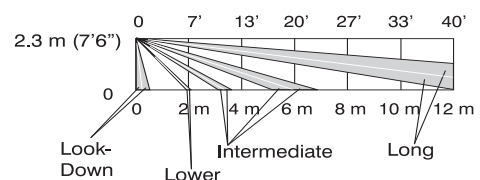
Listings:

- UL/ULC Listed to UL639, CAN/ULC-S306
- SIA PIR-01

Top View



Side View



IS215T



Description:

Entry-level PIR motion detector for small to medium-sized rooms

Recommended use/application:

- Use in lobbies, business offices, classrooms, restaurants, retail shops and similar areas
- Great for small to medium-sized rooms
- Wide angle use: One unit covers a space 40' wide x up to 40' long
- Use multiple units for monitoring larger rooms and areas

Product advantages:

- Discrete, low profile – not a distraction from style and architecture
- Selectable pulse count
- Uniform sensitivity optics
- Built-in tamper switch
- Simple, four-wire installation – minimizes installation cost and complexity
- On-board LED Status indicators
- Patented black bug guard resists bright lights and keeps bugs out of the view
- False alarm protection is built-in – the detector resists false alarms due to radio communication and other typical interference

Mounting options:

- On walls, located at a height of 7' 6" from the floor in corners or along the wall
- Aim toward areas where motion sensing is desired
- Where required, aim across windows, but avoid aiming at windows

Product dimensions:

3.375" H x 2.375" W x 1.5" D

Recommended pattern:

40' x 40' wide angle, volumetric

Compatibility:

- Status Output: dry contact. All controls and zone input modules providing compatibility with dry contact output activation upon status change.
- Power: 12VDC power input required

Temperature:

14° F to 131° F (-10° C to 55° C)

Humidity:

5-95% relative, non-condensing

Power:

12VDC 7mA maximum

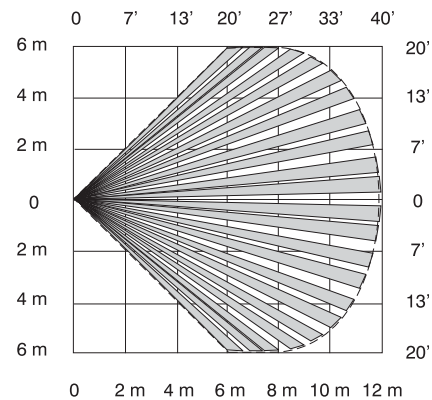
Options available:

- SMB10: Universal wall-mount bracket
- SMB10T: Universal wall-mount bracket, tampered
- SMB10C: Universal ceiling-mount bracket

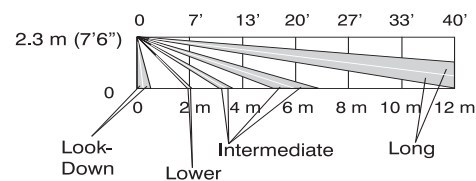
Listings:

UL/ULC Listed to UL639, CAN/ULC-S306

Top View



Side View



IS2500LT



Description:

PIR motion detector with lower temperature technology designed for indoor unheated environments

Recommended use/application:

- Provide interior protection coverage for medium rooms and areas
- A perfect fit for low-temperature applications such as large closed garages, mechanic shops, wood shops, storage sheds, green houses, enclosed outdoor nursery areas and other shed-like environments

Product advantages:

- Effective in a wider variety of temperature ranges
- Small, large and barrier lenses included for a wide variety of applications
- Discrete, low profile – not a distraction from style and architecture
- Simple, four-wire installation
- Optional mounting bracket to maximize aiming options while making the sensor compatible with a wide range of surface angles
- On-board LED status indicators
- Patented look-down zone
- Patented black bug guard resists bright lights and keeps bugs out of the view
- Dual-core technology keeps the detector’s view clear by filtering noise caused by light fixtures and allows the detector to dynamically adapt to a wide range of changing light and temperature conditions throughout the day
- False alarm protection is built-in – the detector resists false alarms due to radio communication and other typical interference

Mounting options:

Directly on walls or on SMB10 mounting brackets (listed under options available) for walls and ceilings located at height of 7' 6" to 9' from the floor in corners or sides of the room or area

Product dimensions:

4.375" H x 2.25" W x 1.5" D

Recommended pattern:

60' x 85' (medium rooms)

Compatibility:

- All controls and zone input modules providing compatibility with dry contact output activation upon status change
- Form C/SPST
- 12VDC power input required

Temperature:

-40° F to 131° F (-40° C to 55° C)

Humidity:

5-95% relative, non-condensing

Power:

- 8.5-15.4VDC
- Idle 21mA
- Alarm 25mA

Included items:

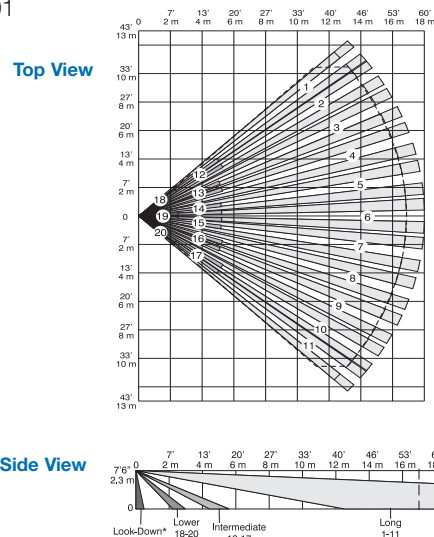
- 35' x 40' Lens (small rooms)
- 60' x 85' Lens – installed (large rooms)
- 100' x 20' Lens (long-range, barrier, curtain)

Options available:

- SMB10: Universal wall-mount bracket
- SMB10T: Universal wall-mount bracket, tampered
- SMB10C: Universal ceiling-mount bracket

Listings:

- UL/ULC Listed to UL639, CAN/ULC-S306
- FCC
- IC
- SIA PIR-01



IS280CM



Description:

Ceiling PIR for medium-sized rooms

Recommended use/application:

- Medium-sized rooms in offices, cafeterias, libraries or public activity centers
- Use in schools, commercial offices and environments
- Great for classrooms, lobbies, storage rooms and work spaces
- One unit covers a room size up to 50' x 50' when mounted on the ceiling
- Use multiple units for larger rooms

Product advantages:

Ceiling-mount PIR for large rooms

Mounting options:

- 8' to 12' high on ceiling
- Mount on electrical box or mount directly to appropriate mounting surface

Product dimensions:

4.9" diameter x 1.5" H

Operating range:

Circular pattern, 23' radius maximum

Compatibility:

- Works well with any wireless or hardwired zone input modules
- 12VDC power required

Temperature:

14° F to 122° F (-10° C to 50° C)

Humidity:

95% relative, non-condensing

Power:

12V 17mA

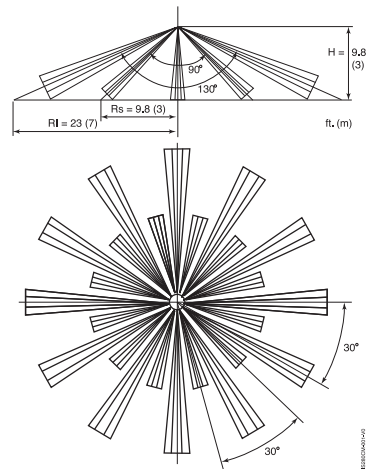
Included items:

Mounting screws

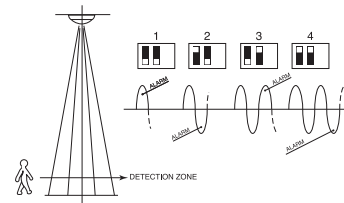
Listings:

UL Listed to UL639

Top View



Side View



Motion Detectors for Larger Rooms and Areas

Honeywell offers a wide variety of motion detectors with patterns suitable to protect rooms of all sizes. This group of motion detectors is suitable for barrier applications and rooms larger than 60 ft. by 60 ft. (approximately 3600 sq. ft.).

1. How do you want to connect the motion detector to the system?
 - V-Plex Addressable
 - 5800 Series Wireless
 - Conventional zone inputs
2. Where do you want to locate the motion detector?
 - On the wall
 - On the ceiling (check ceiling height)
3. Will the detector be located in a room occupied by the general public, such as in lobbies, classrooms, libraries or in rooms of similar uses? Are you concerned about intentional sensor tampering or masking of its view?
 - Consider choosing a motion detector that includes tamper supervision for its cover and its base
 - Consider choosing a motion detector that features anti-mask supervision to avoid blockage of its view
4. Will the detector be located in an area that normally experiences wide changes in temperature, or is the location likely to experience very low temperatures at night?
 - Consider choosing a motion detector designed for low temperature environments
5. In each connectivity group, find the sensor technology:
 - PIR – for stable environments, these detectors work best in areas with no open windows and minimal air flow
 - DUAL TEC – for harsh environments such as drafty areas in front of windows, warehouse and storage environments or in multi-tenant facilities
6. Check the dimensions of the protected area against the pattern diagram to find the most suitable motion detector for your application.
7. If you choose a motion detector pattern that is smaller than the area you are protecting, you can improve system detection by using more than one to cover the area. This also allows the system to provide more accurate information about the location of the motion detected in the building.
8. Are animals present in the area to be protected (i.e. birds, cats, rodents, dogs)?
 - Consider detectors with animal immunity
9. Are there valuables in the area to be protected, a high security application, or an area where the sensors are expected to be tampered with in an attempt to defeat them?
 - Consider sensors with look down zones, protecting the area directly beneath the detector
 - Consider sensors with AntiMask technology, guarding against masking of the PIR visibility



DT7500SN

Description:

- Motion detector for VISTA V-Plex with DUAL TEC technology
- Uses a combination of PIR passive infrared and K-Band microwave technology

Recommended use/application:

- A perfect fit for lobbies, meeting rooms, classrooms, warehouses and other large-sized areas
- A great fit for multi-tenant or multi-use buildings

Product advantages:

- Revolutionary K-Band technology delivers sharp detection without holes or weak spots. The custom-made source offers pattern shaping to fill the protected area with a broad, balloon-shaped pattern, which matches the PIR pattern. It also offers pattern containment to reduce the penetration of microwave energy through walls.
- Discrete, low profile – not a distraction from style and architecture
- Simple, two-wire installation – minimizes installation cost and complexity
- Optional mounting bracket to maximize aiming options while making the sensor compatible with a wide range of surface angles
- V-Plex compatible addressable for compatibility to a wide range of industry-leading control panels requiring fewer power supplies for larger systems
- On-board LED status indicators
- Patented look-down zone
- Patented black bug guard resists bright lights and keeps bugs out of the view
- Dual-core technology keeps the detector's view clear by filtering noise caused by light fixtures and allows the detector to dynamically adapt to a wide range of changing environments (i.e. fans, motors) throughout the day
- False alarm protection is built-in – the detector resists false alarms due to radio communication and other typical interference

Mounting options:

On walls, located at a height of 6' to 9' from the floor in corners or along the wall

Product dimensions:

4.93" H x 2.93" W x 1.68" D

Recommended pattern:

50' x 60' Lens (large)

Compatibility:

All VISTA control panels equipped with V-Plex addressable technology:

VISTA-32FB	FA1600C
VISTA-128BP	FA1660C
VISTA-128FBP	FA1670C
VISTA-250BP	FA1700C
VISTA-250FBP	

Temperature:

-4° F to 131° F (-20° C to 55° C)

Humidity:

5-95% relative, non-condensing

Power:

- Provided by V-Plex Bus
- 3mA (LED disabled); 6mA (LED enabled); 6.5mA (during initialization)

Included items:

- 35' x 40' Lens (Animal Immune)
- 50' x 60' Lens (installed)

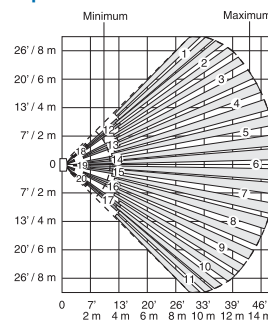
Options available:

- DT7000-LRLK: Long Range lens kit (50' L x 14' W)
- DT7000-PALK: Pet Alley lens kit (35' L x 40' W)
- DT7000-HSLK: High Security lens kit (35' L x 40' W)
- SMB10: Universal wall-mount bracket
- SMB10T: Universal wall-mount bracket, tampered
- SMB10C: Universal ceiling-mount bracket

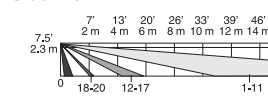
Listings:

- ETL Listed to UL639, CAN/ULC-S306.01/3
- FCC
- IC

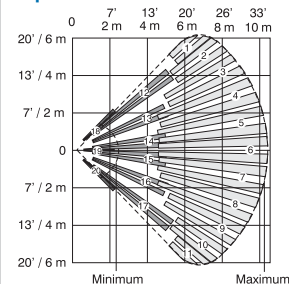
Top View



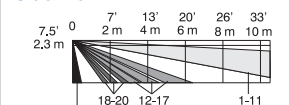
Side View



Top View



Side View



IS2500SN



Description:

PIR motion detector for VISTA V-Plex addressable systems

Recommended use/application:

- A perfect fit for lobbies, offices, meeting rooms, classrooms and other large-sized rooms
- A great fit for multi-tenant or multi-use buildings

Product advantages:

- Discrete, low profile – not a distraction from style and architecture
- Simple, two-wire installation – minimizes installation cost and complexity
- Optional mounting bracket to maximize aiming options while making the sensor compatible with a wide range of surface angles
- V-Plex compatible/addressable for compatibility to a wide range of industry-leading control panels requiring fewer power supplies for larger systems
- On-board LED status indicator
- Patented look-down zone
- Patented black bug guard resists bright lights and keeps bugs out of the view
- False alarm protection is built-in – the detector resists false alarms due to radio communication and other typical interference

Mounting options:

On walls or on SMB10 brackets (listed under options available) on walls and ceilings located at an ideal height of 6' to 9' from the floor in corners or along the wall

Product dimensions:

4.92" H x 2.94" W x 1.72" D

Recommended pattern:

50' x 60' Lens (large)

Compatibility:

All VISTA control panels equipped with V-Plex addressable technology:

VISTA-32FB	FA1600C
VISTA-128BP	FA1660C
VISTA-128FBP	FA1670C
VISTA-250BP	FA1700C
VISTA-250FBP	

Temperature:

-4° F to 131° F (-20° C to 55° C)

Humidity:

5-95% relative, non-condensing

Power:

- Provided by V-Plex bus
- 1.6mA LED disabled, 4.7mA LED on

Included items:

- 35' x 40' Lens (Animal Immune)
- 50' x 60' Lens

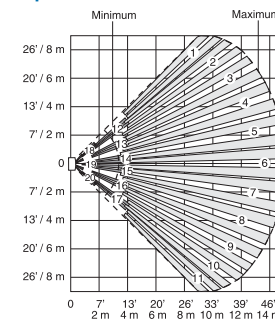
Options available:

- DT7000-LRLK: Long Range lens kit (89' L x 18' W)
- DT7000-PALK: Pet Alley lens kit (35' L x 40' W)
- DT7000-HSLK: Included High Security lens kit (35' L x 40' W)
- SMB10: Universal wall-mount bracket
- SMB10C: Universal ceiling-mount bracket
- SMB10T: Universal wall-mount bracket, tampered

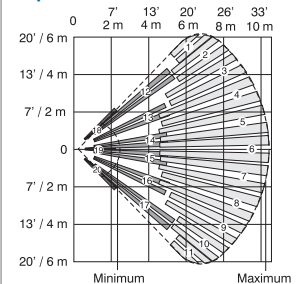
Listings:

- UL/ULC Listed to UL639, CAN/ULC-S306.01/3
- ETL Listed to UL639

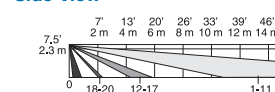
Top View



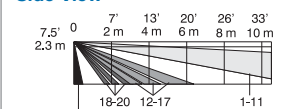
Top View



Side View



Side View



5800PIR-COM



Coming Soon!

Description:

Wireless PIR motion detector for use in larger rooms with a wider temperature range

Recommended use/application:

- Large lobbies, offices, areas and storage rooms
- Wider temperature range also operates in rooms or areas without heating systems
- Use in public or private meeting rooms where cabling is a challenge
- Great for warehouses, meeting rooms and larger work spaces
- One unit covers a room size up to 60' x 80'
- Use multiple units for larger rooms

Product advantages:

- Wireless device requires no cable runs
- Automatic walk-test eliminates the need for a ladder for testing
- Longer battery life – up to 10 years
- Cold-temperature Alert when temperature falls below 45° F
- Remote programmable for fewer service calls
- Dual-temperature slope compensation for more reliable operation at hot temperatures
- Bug Guard minimizes alarms due to movement of small insects within the unit
- UV-protected lens for longer lens life and continued clarity of optics
- Flashlight walk test makes installation, service testing and future inspection easier by eliminating the need for a ladder or cover removal while testing the unit for detection coverage

Mounting options:

- 7' to 9' high on wall
- Mount directly to appropriate mounting surface using screws
- Mount onto optional mounting brackets for surface-mounting on walls, in corners or on ceiling

Product dimensions:

2.375" H x 3.375" W x 1.5" D

Recommended pattern:

Standard Lens – 60' long x 80' wide

Operating range:

- 200' from receiver, repeater or transceiver in semi-enclosed buildings

- Greater range available in larger buildings with clear, open spaces

Compatibility:

Works well with any Honeywell VISTA wireless receiver such as the 5881ENHC

Temperature:

-4° F to 122° F (-20° C to 50° C)

Humidity:

Up to 95% relative, non-condensing

Power:

Battery powered device – up to ten years battery life (Honeywell #466, Duracell DL 123A, Sanyo CR123A, Panasonic CR 123A)

Included items:

- Lens mask
- Mounting screws
- One CR123A battery

Options available:

- SMB10: Universal wall-mount bracket
- SMB10C: Universal ceiling-mount bracket
- SMB10T: Universal wall-mount bracket, tampered

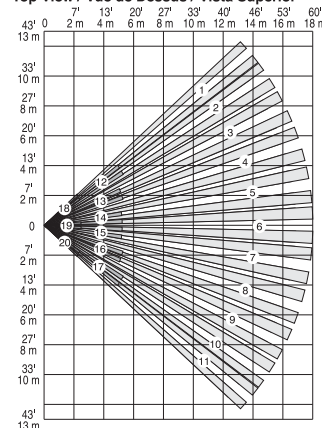
Listings:

- FCC
- IC

Top View

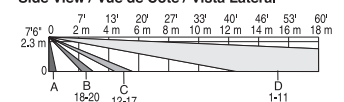
60' / 18m Wide Angle Lens / Objectif Grand-angle / Lente Gran Angular [P/N 5-532-451-01 (Installed)]

Top View / Vue de Dessus / Vista Superior



Side View

Side View / Vue de Côté / Vista Lateral



DT900



Description:

DUAL TEC motion detector with PIR, microwave and anti-masking technology

Recommended use/application:

- Use in gymnasiums, auditoriums and industrial warehouse environments
- Great for lobbies, locker rooms, lecture halls and work spaces
- One unit covers a room size up to 70' x 90' when mounted in a corner
- Use multiple units for larger rooms

Product advantages:

- Mask-alert technology guards against unit from being blocked
- DUAL TEC technology reduces false alarms
- Digital fluorescent light filter minimizes interference
- Adaptive baseline and bidirectional temperature compensation makes the unit perform better in harsher environments

Mounting options:

- 6' to 12'
- Wall mounted on flat surface, single-gang electrical box, using a swivel mount bracket

Product dimensions:

6" H x 6.5" W x 8" D

Operating range:

- 50' x 40' (medium)
- 90' x 70' (large)

Compatibility:

- Works well with any wireless or hardwired zone input modules
- 12VDC power required

Power:

12V 50mA idle to 50mA maximum

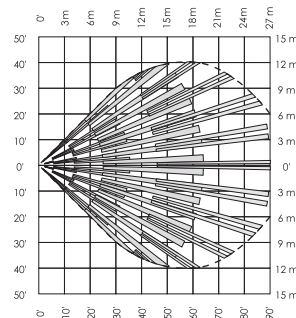
Included items:

Mounting screws

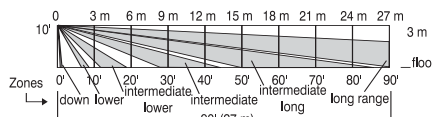
Listings:

- UL/ULC Listed to UL639, CAN/ULC-S306
- FCC
- IC

Top View



Side View



DT901



Description:

DUAL TEC motion detector with PIR and microwave technology

Recommended use/application:

- Use in gymnasiums, auditoriums and industrial warehouse environments
- Great for lobbies, locker rooms, lecture halls and work spaces
- One unit covers a room size up to 70' x 90' when mounted in a corner
- Use multiple units for larger rooms

Product advantages:

- DUAL TEC technology reduces false alarms
- Digital fluorescent light filter minimizes interference
- Adaptive baseline and bidirectional temperature compensation makes the unit perform better in harsher environments

Mounting options:

- 6' to 12'
- Wall mounted on flat surface, single-gang electrical box, using a swivel mount bracket

Product dimensions:

6" H x 6.5" W x 8" D

Operating range:

- 50' x 40' (medium)
- 90' x 70' (large)

Compatibility:

- Works well with any wireless or hardwired zone input modules
- 12VDC power required

Power:

12V 50mA idle to 50mA maximum

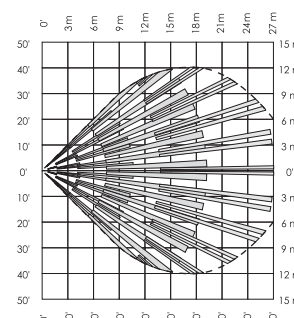
Included items:

Mounting screws

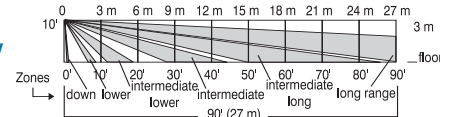
Listings:

- UL/ULC Listed to UL639, CAN/ULC-S306
- FCC
- IC

Top View



Side View



IS2500LT



Description:

PIR motion detector with lower temperature technology designed for indoor unheated environments

Recommended use/application:

- Provide interior protection coverage for large rooms and areas
- A perfect fit for low-temperature applications such as large closed garages, mechanic shops, wood shops, storage sheds, green houses, enclosed outdoor nursery areas and other shed-like environments

Product advantages:

- Effective in a wider variety of temperature ranges
- Small, large and barrier lenses included for a wide variety of applications
- Discrete, low profile – not a distraction from style and architecture
- Simple, four-wire installation
- Optional mounting bracket to maximize aiming options while making the sensor compatible with a wide range of surface angles
- On-board LED status indicators
- Patented look-down zone
- Patented black bug guard resists bright lights and keeps bugs out of the view
- Dual-core technology keeps the detector's view clear by filtering noise caused by light fixtures and allows the detector to dynamically adapt to a wide range of changing light and temperature conditions throughout the day
- False alarm protection is built-in – the detector resists false alarms due to radio communication and other typical interference

Mounting options:

Directly on walls or on SMB10 mounting brackets (listed under options available) for walls and ceilings located at height of 7' 6" to 9' from the floor in corners or sides of the room or area

Product dimensions:

4.375" H x 2.25" W x 1.5" D

Recommended pattern:

60' L x 85' W Lens – Installed (large rooms)

Compatibility:

- All controls and zone input modules providing compatibility with dry contact output activation upon status change
- Form C/SPST
- 12VDC power input required

Temperature:

-40° F to 131° F (-40° C to 55° C)

Humidity:

5-95% relative, non-condensing

Power:

- 8.5-15.4VDC
- Idle 21mA
- Alarm 25mA

Included items:

- 35' x 40' Lens (small rooms)
- 60' x 85' Lens – installed (large rooms)
- 100' x 20' Lens (long-range, barrier, curtain)

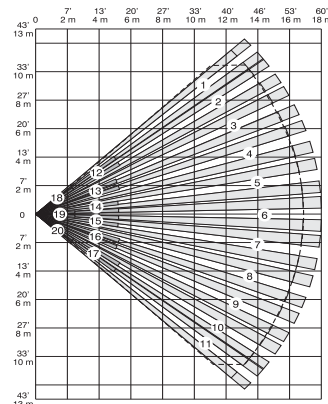
Options available:

- SMB10: Universal wall-mount bracket
- SMB10T: Universal wall-mount bracket, tampered
- SMB10C: Universal ceiling-mount bracket

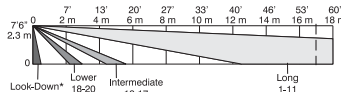
Listings:

- UL/ULC Listed to UL639, CAN/ULC-S306
- SIA PIR-01

Top View



Side View



IS2560TC



Description:

PIR motion detector for medium to large-sized rooms

Recommended use/application:

- Use in commercial offices and industrial warehouse environments
- Great for lobbies, storage rooms and work space
- One unit covers a room size up to 60' x 85'
- Use multiple units for monitoring larger rooms and areas

Product advantages:

- 45° terminal blocks
- DIP switch programming
- Spare EOL terminals
- Automatic Walk Test mode
- Four sensitivity settings
- 7' 6" to 9' mounting height
- Uniform sensitivity optics
- Patented mirror look down
- SIA PIR-01 false alarm compliant
- Dual slope temperature compensation
- Works with SMB10 family of swivel brackets
- Microprocessor controlled
- Totally silent tamper proof relay

Detection method:

Dual Element Passive Infrared

Operating range:

60' long x 85' wide

Mounting height:

7' 6" to 9'

Product dimensions:

4.375" H x 2.25" W x 1.5" D

Power requirements:

8.5 – 15.4VDC

Current draw:

- IS2560/T = 17 mA nominal, 20 mA Max
- IS2560TC = 21 mA nominal, 25 mA Max

Alarm relay:

- IS2560/T = Form A (normally closed), 30 mA, 24VDC, 40 Ohms resistance max
- IS2560TC = Form C (normally open/closed), 30 mA, 24VDC, 40 Ohms resistance max

Tamper switch:

- Front (IS2560T) and Cover/Back (IS2560TC) = Form A (normally closed), 30 mA, 24VDC

Temperature:

14° F to 131° F (-10° C to 55° C)

Humidity:

5-95% relative, non-condensing

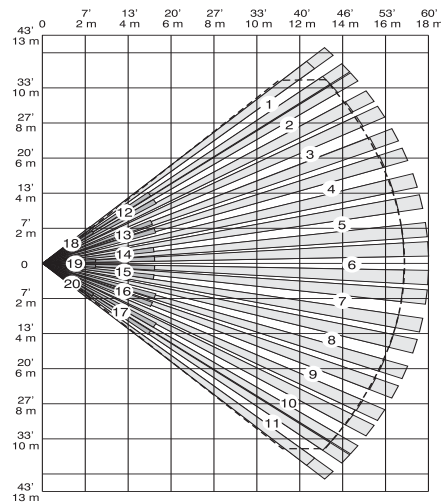
Options available:

- IS2560: PIR with no tamper supervision
- SMB10: Universal wall-mount bracket
- SMB10T: Universal wall-mount bracket, tampered
- SMB10C: Universal ceiling-mount bracket

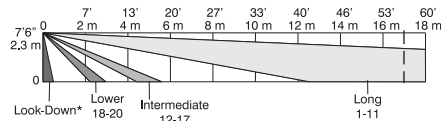
Listings:

- UL/ULC Listed to UL639, CAN/ULC-S306
- SIA PIR-01

Top View



Side View



Motion Detectors for Barrier-Style Protection

Using a motion detector to create an invisible barrier of protection can be advantageous when separating a building, protecting a long hallway, covering a long wall of windows, or as a backup protection measure for a row of rollup doors in a shipping warehouse. In any case, the barrier-style protection pattern is an effective method for many kinds of sites.

Honeywell offers a wide variety of motion detectors with patterns suitable to protect rooms of all sizes. This group of motion detectors is suitable for barrier applications and rooms of all sizes.

1. How do you want to connect the motion detector to the system?

- V-Plex Addressable
- 5800 Series Wireless
- Conventional zone inputs

2. Where do you want to locate the motion detector?

- On the wall
- On the ceiling (check ceiling height)

3. Will the detector be located in a room occupied by the general public, such as in lobbies, classrooms, libraries or in rooms of similar uses? Are you concerned about intentional sensor tampering or masking of its view?

- Consider choosing a motion detector that includes tamper supervision for its cover and its base
- Consider choosing a motion detector that features anti-mask supervision to avoid blockage of its view

4. Will the detector be located in an area that normally experiences wide changes in temperature, or is the location likely to experience very low temperatures at night?

- Consider choosing a motion detector designed for low temperature environments

5. In each connectivity group, find the sensor technology:

- PIR – for stable environments, these detectors work best in areas with no open windows and minimal air flow
- DUAL TEC – for harsh environments such as drafty areas in front of windows, warehouse and storage environments or in multi-tenant facilities

6. Check the dimensions of the protected area against the pattern diagram to find the most suitable motion detector for your application.

7. If you choose a motion detector pattern that is smaller than the area you are protecting, you can improve system detection by using more than one to cover the area. This also allows the system to provide more accurate information about the location of the motion detected in the building.

8. Are animals present in the area to be protected (i.e. birds, cats, rodents, dogs)?

- Consider detectors with animal immunity

9. Are there valuables in the area to be protected, a high security application, or an area where the sensors are expected to be tampered with in an attempt to defeat them?

- Consider sensors with look down zones, protecting the area directly beneath the detector
- Consider sensors with AntiMask technology, guarding against masking of the PIR visibility

DT7500SN

(with DT7000-LRLK Long-range Lens Kit)



Description:

- Motion detector for VISTA V-Plex with DUAL TEC technology
- Uses a combination of PIR passive infrared and the revolutionary K-Band microwave technology

Recommended use/application:

- Provides effective coverage in hallways, walls with multiple windows, inside long storefronts, and as a backup security measure for long rows of overhead doors in warehouses
- A perfect fit for schools, warehouses, industrial centers, office complexes and other large-sized areas
- A great fit for multi-tenant or multi-use buildings

Product advantages:

- Revolutionary K-Band technology delivers sharp detection without holes or weak spots. The custom-made source offers pattern shaping to fill the protected area with a broad, balloon-shaped pattern, which matches the PIR pattern. It also offers pattern containment to reduce the penetration of microwave energy through walls.
- Discrete, low profile – not a distraction from style and architecture
- Simple, two-wire installation – minimizes installation cost and complexity
- Optional mounting bracket to maximize aiming options while making the sensor compatible with a wide range of surface angles
- V-Plex compatible addressable for compatibility to a wide range of industry-leading control panels requiring fewer power supplies for larger systems
- On-board LED status indicators
- Patented look-down zone
- Patented black bug guard resists bright lights and keeps bugs out of the view
- Dual-core technology keeps the detector's view clear by filtering noise caused by light fixtures and allows the detector to dynamically adapt to a wide range of changing environments (i.e. fans, motors) throughout the day
- False alarm protection is built-in – the detector resists false alarms due to radio communication and other typical interference

Mounting options:

On walls, located at a height of 7' 6" from the floor in corners or along the wall

Product dimensions:

4.93" H x 2.93" W x 1.68" D

Recommended pattern:

DT7000-LRLK: Long-range mounting kit for barrier-style protection (sold separately; pattern 10' x 50'; 10 pack)

Compatibility:

All VISTA control panels equipped with V-Plex addressable technology:

VISTA-32FB	FA1600C
VISTA-128BP	FA1660C
VISTA-128FBP	FA1670C
VISTA-250BP	FA1700C
VISTA-250FBP	

Temperature:

-4° F to 131° F (-20° C to 55° C)

Humidity:

5-95% relative, non-condensing

Power:

- Provided by V-Plex Bus
- 3mA (LED disabled); 6mA (LED enabled); 6.5mA (during initialization)

Included items:

- 35' x 40' Lens (Animal Immune)
- 50' x 60' Lens

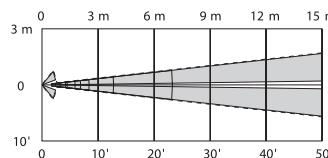
Options available:

- DT7000-LRLK: Long Range lens kit (50' L x 14' W)
- DT7000-PALK: Pet Alley lens kit (35' L x 40' W)
- DT7000-HSLK: High Security lens kit (35' L x 40' W)
- SMB10: Universal wall-mount bracket
- SMB10T: Universal wall-mount bracket, tampered
- SMB10C: Universal ceiling-mount bracket

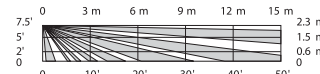
Listings:

- ETL Listed to UL639, CAN/ULC-S306.01/3
- FCC
- IC

Top View (50' x 10' Pattern)



Side View



IS2500SN



Description:

PIR motion detector for VISTA V-Plex addressable systems

Recommended use/application:

- Provide interior protection coverage for a row of doors or windows along a common wall
- A perfect fit for long storefronts, lobbies, hallways, classrooms and other large-sized rooms where barrier protection is needed
- A great fit for schools malls and office complexes

Product advantages:

- Discrete, low profile – not a distraction from style and architecture
- Simple, two-wire installation – minimizes installation cost and complexity
- Optional mounting bracket to maximize aiming options while making the sensor compatible with a wide range of surface angles
- V-Plex compatible/addressable for compatibility to a wide range of industry-leading control panels requiring fewer power supplies for larger systems
- On-board LED status indicator
- Patented look-down zone
- Patented black bug guard resists bright lights and keeps bugs out of the view
- False alarm protection is built-in – the detector resists false alarms due to radio communication and other typical interference

Mounting options:

On walls or on SMB10 Brackets (listed under options available) for walls and ceilings located at an ideal height of 6' to 9' from the floor in corners or along the wall

Product dimensions:

4.92" H x 2.94" W x 1.72" D

Recommended pattern:

50' x 60' (large)

Compatibility:

All VISTA control panels equipped with V-Plex addressable technology:

VISTA-32FB	FA1600C
VISTA-128BP	FA1660C
VISTA-128FBP	FA1670C
VISTA-250BP	FA1700C
VISTA-250FBP	

Temperature:

-4° F to 131° F (-20° C to 55° C)

Humidity:

5-95% relative, non-condensing

Power:

- Provided by V-Plex Bus
- 1.6mA LED disabled, 4.7mA LED on

Included items:

- 35' x 40' PALK Lens (Animal Immune)
- 50' x 60' LRLK Lens (for larger areas)

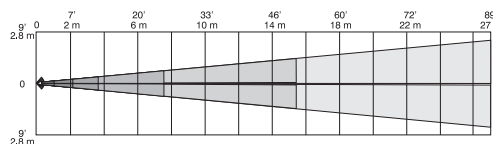
Options available:

- DT7000-LRLK: Long Range lens kit (89' L x 18' W)
- DT7000-PALK: Pet Alley lens kit (35' L x 40' W)
- DT7000-HSLK: Included High Security lens kit (35' L x 40' W)
- SMB10: Universal wall-mount bracket
- SMB10C: Universal ceiling-mount bracket
- SMB10T: Universal wall-mount bracket, tampered

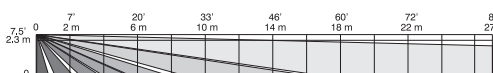
Listings:

- UL/ULC Listed to UL639, CAN/ULC-S306.01/3
- ETL Listed to UL639

Top View



Side View



5897-35 (Long)



Description:

Wireless DUAL TEC motion detector with PIR and microwave technology

Recommended use/application:

- For use with all control panels supporting 5800 Series wireless devices
- Use in commercial buildings, auditoriums, schools and industrial warehouse environments
- Great for medium to short hallways and rooms
- One unit covers a space 11' wide x up to 35' long
- Use multiple units for longer coverage

Product advantages:

- DUAL TEC technology reduces false alarms
- Temperature compensation makes the unit perform better in harsher environments

Mounting options:

7' 6" high on wall

Product dimensions:

5" H x 2.875" W x 2.312" D

Recommended pattern:

35' long x 11' wide

Operating range:

- 200' from receiver, repeater, or transceiver in semi-enclosed buildings
- Greater range available in larger buildings with clear, open spaces

Compatibility:

- Works well with any Honeywell VISTA wireless receiver such as the 5881ENHC
- Battery operated

Temperature:

32° F to 140° F (0° C to 60° C)

Humidity:

Up to 95% relative, non-condensing

Power:

Battery powered device (Honeywell #466, Duracell DL 123A, Sanyo CR123A, Panasonic CR 123A)

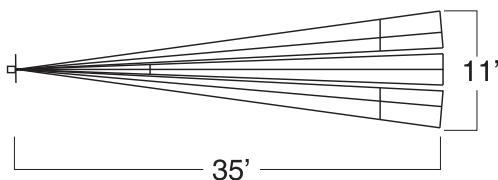
Included items:

- Mounting screws
- Four Honeywell #466 batteries

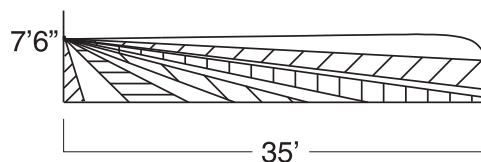
Listings:

- UL/ULC Listed to UL639, CAN/ULC-S306
- FCC
- IC

Top View



Side View



5800PIR-COM



Coming Soon!

Description:

Wireless PIR motion detector for use in large rooms with a wider temperature range for barrier-style applications

Recommended use/application:

- Provide primary detection in hallways. Divide large warehouses and meeting rooms using a barrier.
- Provide backup detection behind a row of windows or a row of rollup doors
- Long hallways, warehouses, areas and storage rooms
- Wider temperature range also operates in rooms or areas without heating systems
- Use in public or private meeting rooms where cabling is a challenge
- Great for warehouses, meeting rooms and larger work spaces
- One unit covers a room size up to 100' x 20'
- Use multiple units for longer protection areas

Product advantages:

- Wireless device requires no cable runs
- Automatic walk-test eliminates the need for a ladder for testing
- Longer battery life – up to 10 years
- Cold-temperature alert when temperature falls below 45° F
- Remote programmable for fewer service calls
- Dual-temperature slope compensation for more reliable operation at hot temperatures
- Bug Guard minimizes alarms due to movement of small insects within the unit
- UV-protected lens for longer lens life and continued clarity of optics
- Flashlight walk test makes installation, service testing and future inspection easier by eliminating the need for a ladder or cover removal while testing the unit for detection coverage

Mounting options:

- 7' to 9' high on wall
- Mount directly to appropriate mounting surface using screws
- Mount onto optional mounting brackets for surface-mounting on walls, in corners or on ceiling

Product dimensions:

2.375" H x 3.375" W x 1.5" D

Recommended pattern:

Standard Lens – 100' long x 20' wide

Operating range:

- 200' from receiver, repeater or transceiver in semi-enclosed buildings
- Greater range available in larger buildings with clear, open spaces

Compatibility:

Works well with any Honeywell VISTA wireless receiver such as the 5881ENHC

Temperature:

-4° F to 122° F (-20° C to 50° C)

Humidity:

Up to 95% relative, non-condensing

Power:

Battery powered device – up to 10 years battery life (Honeywell #466, Duracell DL 123A, Sanyo CR123A, Panasonic CR 123A)

Included items:

- Lens mask
- Mounting screws
- One CR123A battery

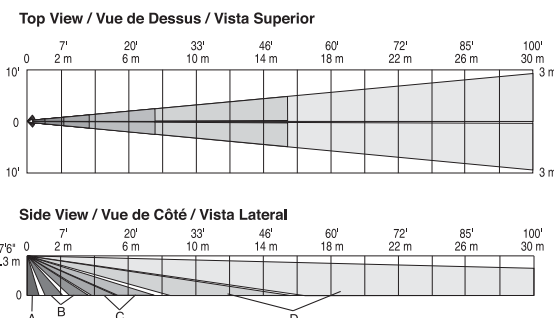
Options available:

- SMB10: Universal wall-mount bracket
- SMB10C: Universal ceiling-mount bracket
- SMB10T: Universal wall-mount bracket, tampered

Listings:

- FCC
- IC

100' / 30 m Long Range Curtain Lens / Objectif Longue Portée / Lente de Largo Alcance [P/N 5-532-384-01 (Included)]



DT7450C



Description:

- DUAL TEC Motion Detector with K-Band technology
- Uses a combination of PIR passive infrared and the revolutionary K-Band microwave technology

Recommended use/application:

- Use for commercial buildings, auditoriums, schools, and industrial warehouse environments
- Great for small to medium hallways and inside large warehouse loading door areas or along a wall of windows
- Barrier applications: One unit covers a space 50' long x up to 10' wide
- Use multiple units for monitoring larger rooms and areas

Product advantages:

- Revolutionary K-Band technology delivers sharp detection without holes or weak spots. The custom-made source offers pattern shaping to fill the protected area with a broad, balloon-shaped pattern, which matches the PIR pattern. It also offers pattern containment to reduce the penetration of microwave energy through walls.
- Discrete, low profile – not a distraction from style and architecture
- Optional mounting bracket to maximize aiming options while making the sensor compatible with a wide range of surface angles
- On-board LED status indicators
- Patented look-down zone
- Patented black bug guard resists bright lights and keeps bugs out of the view
- Dual-core technology keeps the detector's view clear by filtering noise caused by light fixtures, and allows the detector to dynamically adapt to a wide range of changing light and temperature conditions throughout the day
- False alarm protection is built-in – the detector resists false alarms due to radio communication and other typical interference

Mounting options:

- On walls, located at a height of 7' 6" from the floor in corners or along the wall or on SMB10 brackets (listed under options available) for walls and ceilings
- Aim toward areas where motion sensing is desired
- Where required, aim across windows, but avoid aiming at windows

Product dimensions:

4.92" H x 2.94" W x 1.72" D

Recommended pattern:

DT7000-LRLK Long Range lens kit (50' L x 8' W) (sold separately)

Compatibility:

- Form C dry contact (SPDT)
- Compatible with all controls and zone input modules providing compatibility with dry contact output activation upon status change

Temperature:

14° F to 131° F (-10° C to 55° C)

Humidity:

5-95% relative, non-condensing

Power:

12V 30mA idle to 35mA maximum

Included items:

- 35' x 40' Lens (Animal Immune)
- 50' x 60' Lens (included)

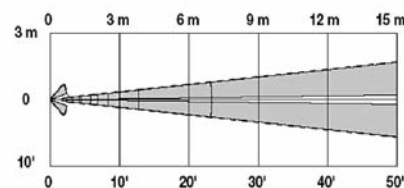
Options available:

- DT7450: DUAL TEC motion detector, form A output
- DT7000-LRLK: Long Range lens kit (Pattern 8' x 50')
- SMB10: Universal wall-mount bracket
- SMB10T: Universal wall-mount bracket, tampered
- SMB10C: Universal ceiling-mount bracket

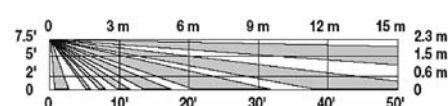
Listings:

- UL/ULC Listed to UL639, CAN/ULC-S306
- FCC
- IC

Top View



Side View



DT7550C



Description:

- Anti-mask DUAL TEC motion detector with K-Band technology
- Uses a combination of PIR passive infrared and K-Band microwave technology

Recommended use/application:

- Use for commercial buildings, auditoriums, schools and industrial warehouse environments
- Great for small to medium hallways and inside large warehouse loading door areas or along a wall of windows
- Barrier applications: One unit covers a space 50' long x up to 10' wide
- Covering larger areas: Use multiple units for monitoring larger rooms and areas

Product advantages:

- Detector generates a trouble condition when its view is blocked
- Revolutionary K-Band technology delivers sharp detection without holes or weak spots. The custom-made source offers pattern shaping to fill the protected area with a broad, balloon-shaped pattern, which matches the PIR pattern. It also offers pattern containment to reduce the penetration of microwave energy through walls.
- Discrete, low profile – not a distraction from style and architecture
- Optional mounting bracket to maximize aiming options while making the sensor compatible with a wide range of surface angles
- On-board LED status indicators
- Patented look-down zone
- Patented black bug guard resists bright lights and keeps bugs out of the view
- Dual-core technology keeps the detector's view clear by filtering noise caused by light fixtures, and allows the detector to dynamically adapt to a wide range of changing light and temperature conditions throughout the day
- False alarm protection is built-in – the detector resists false alarms due to radio communication and other typical interference

Mounting options:

- On walls, located at a height of 7' 6" from the floor, in corners or along the wall or on SMB10 brackets (listed under options available) for walls and ceilings
- Aim toward areas where motion sensing is desired
- Where required, aim across windows, but avoid aiming at windows

Product dimensions:

4.92" H x 2.94" W x 1.72" D

Recommended pattern:

DT7000-LRLK Long Range lens kit (50' L x 8' W) (sold separately)

Compatibility:

- Form C dry contact (SPDT)
- Compatible with all controls and zone input modules providing compatibility with dry contact output activation upon status change

Temperature:

14° F to 131° F (-10° C to 55° C)

Humidity:

5-95% relative, non-condensing

Power:

12V 30mA idle to 40mA maximum

Included items:

- 35' x 40' Lens (Animal Immune)
- 50' x 60'

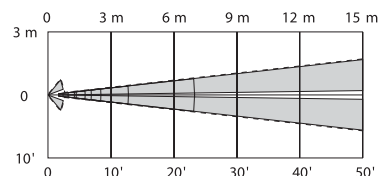
Options available:

- DT7450: DUAL TEC motion detector, form A output
- DT7000-LRLK: Long Range lens kit (Pattern 50' x 8')
- SMB10: Universal wall-mount bracket
- SMB10T: Universal wall-mount bracket, tampered
- SMB10C: Universal ceiling-mount bracket

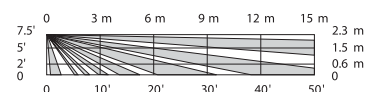
Listings:

- UL/ULC Listed to UL639, CAN/ULC-S306
- FCC
- IC

Top View



Side View



DT906



Description:

DUAL TEC motion detector with PIR, microwave and anti-masking technology

Recommended use/application:

- Use in commercial buildings, auditoriums, schools and industrial warehouse environments
- Great for long hallways and inside large warehouse loading door areas
- One unit covers a space 15' wide x up to 200' long
- Use multiple units for longer coverage

Product advantages:

- Mask-alert technology guards unit from being blocked
- DUAL TEC technology reduces false alarms
- Digital fluorescent light filter minimizes interference
- Adaptive baseline and bidirectional temperature compensation makes the unit perform better in harsher environments

Mounting options:

- 6' to 12'
- Wall mounted on flat surface, single-gang electrical box, using a swivel mount bracket

Product dimensions:

6" H x 6.5" W x 8" D

Operating range:

- 120' x 10' (medium barrier)
- 200' x 15' (long barrier)

Compatibility:

- Works well with any wireless or hardwired zone input modules
- 12VDC power required

Power:

12V 50mA idle to 50mA maximum

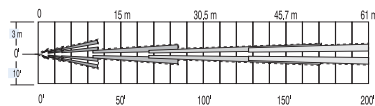
Included items:

Mounting screws

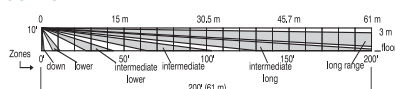
Listings:

- UL/ULC Listed to UL639, CAN/ULC-S306
- FCC
- IC

Top View



Side View



DT907



Description:

DUAL TEC motion detector with PIR and microwave technology

Recommended use/application:

- Use in commercial buildings, auditoriums, schools and industrial warehouse environments
- Great for long hallways and inside large warehouse loading door areas
- One unit covers a space 15' wide x up to 200' long
- Use multiple units for longer coverage

Product advantages:

- DUAL TEC technology reduces false alarms
- Digital fluorescent light filter minimizes interference
- Adaptive baseline and bidirectional temperature compensation makes the unit perform better in harsher environments

Mounting options:

- 6' to 12'
- Wall mounted on flat surface, single-gang electrical box, using a swivel mount bracket

Product dimensions:

6" H x 6.5" W x 8" D

Operating range:

- 120' x 10' (medium barrier)
- 200' x 15' (long barrier)

Compatibility:

- Works well with any wireless or hardwired zone input modules
- 12VDC power required

Power:

12V 50mA idle to 50mA maximum

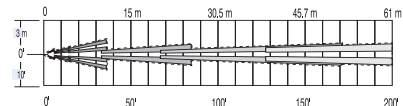
Included items:

Mounting screws

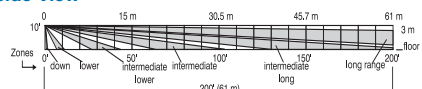
Listings:

- UL/ULC Listed to UL639, CAN/ULC-S306
- FCC
- IC

Top View



Side View





DT6100-STC

Description:

DUAL TEC motion detector for hallways and long rooms

Recommended use/application:

- Use in commercial buildings, auditoriums, schools and industrial warehouse environments
- Great for long hallways and inside large warehouse loading door areas
- One unit covers a space 20' wide x up to 100' long
- Use multiple units for longer coverage

Product advantages:

- DUAL TEC technology reduces false alarms
- Low current draw
- Digital fluorescent light filter minimizes interference

Mounting options:

- 7' 6" high on wall
- Mount on single-gang electrical box or mount directly to appropriate mounting surface

Product dimensions:

5" H x 2.875" W x 2.278" D

Operating range:

100' long x 20' wide

Compatibility:

- Works well with any wireless or hardwired zone input modules
- 12VDC power required
- Form C/SPST

Temperature:

32° F to 120° F (0° C to 49° C)

Humidity:

5-95% relative, non-condensing

Power:

12V 35mA maximum


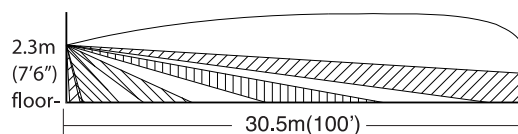
Included items:

Mounting screws

Listings:

- UL/ULC Listed to UL639, CAN/ULC-S306
- FCC
- IC

Side View



IS216T-CUR



Description:

Wall mounted curtain motion detector for hallways long rooms, and even skylight openings

Recommended use/application:

- Use in smaller indoor environments
- Great for small offices, lobbies and work spaces
- Coverage pattern is 33' x 5.5'
- Use multiple units for larger rooms

Product advantages:

- Unique ceiling mount for curtain applications in public spaces
- Low current draw
- Digital fluorescent light filter minimizes interference
- Adaptive baseline and bidirectional temperature compensation makes the unit perform better in harsher environments
- Can be mounted sideways

Mounting options:

7' 6" to 9' high on wall

Product dimensions:

3.375" H x 2.375" W x 1.5" D

Operating range:

- Vertical mounting: 33' L x 5.5' W
- Horizontal mounting: 20' L x 33' W
- Ceiling mounting: 8' L x 25' W

Compatibility:

- Works well with any hardwired zone input modules
- 12VDC power required

Power:

12V 15mA maximum

Included items:

Mounting screws

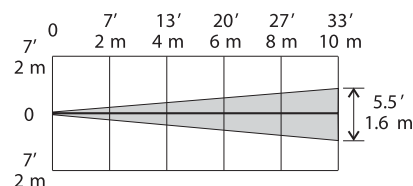
Options available:

- SMB10: Universal wall-mount bracket
- SMB10T: Universal wall-mount bracket, tampered
- SMB10C: Universal ceiling-mount bracket

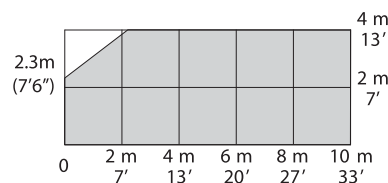
Listings:

UL/ULC Listed to UL639, CAN/ULC-S306

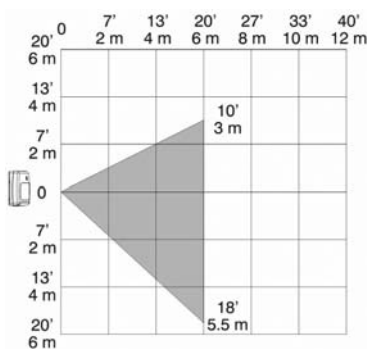
Top View



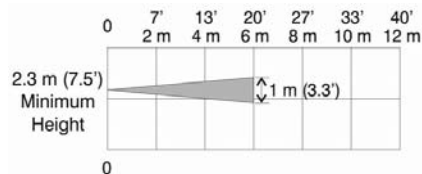
Side View



Top View (horizontal)



Side View



IS2500LT



Description:

PIR motion detector with lower temperature technology designed for indoor unheated environments

Recommended use/application:

- Provide interior protection coverage for a row of doors or windows along a common wall
- A perfect fit for low-temperature applications such as closed garages, mechanic shops, wood shops, storage sheds, green houses, enclosed outdoor nursery areas and other shed-like environments

Product advantages:

- Effective in a wider variety of temperature ranges
- Small, large and barrier lenses included for a wide variety of applications
- Discrete, low profile – not a distraction from style and architecture
- Simple, four-wire installation
- Optional mounting bracket to maximize aiming options while making the sensor compatible with a wide range of surface angles
- On-board LED status indicators
- Patented look-down zone
- Patented black bug guard resists bright lights and keeps bugs out of the view
- Dual-core technology keeps the detector's view clear by filtering noise caused by light fixtures and allows the detector to dynamically adapt to a wide range of changing light and temperature conditions throughout the day
- False alarm protection is built-in – the detector resists false alarms due to radio communication and other typical interference

Mounting options:

Directly on walls or on SMB10 mounting brackets (listed under options available) for walls and ceilings located at height of 7' 6" to 9' from the floor in corners or sides of the room or area

Product dimensions:

4.375" H x 2.25" W x 1.5" D

Recommended pattern:

100' x 20' Lens (long-range, barrier, curtain)

Compatibility:

- All controls and zone input modules providing compatibility with dry contact output activation upon status change
- 12VDC power input required
- Form C/SPST

Temperature:

-40° F to 131° F (-40° C to 55° C)

Humidity:

5-95% relative, non-condensing

Power:

- 8.5-15.4VDC
- Idle 21mA
- Alarm 25mA

Included items:

- 35' x 40' Lens (small rooms)
- 60' x 85' Lens – Installed (large rooms)
- 100' x 20' Lens (long-range, barrier, curtain)

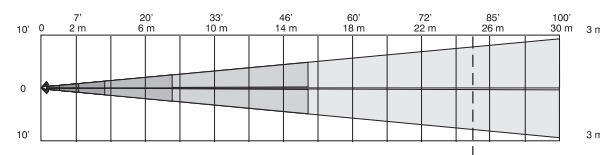
Options available:

- SMB10: Universal wall-mount bracket
- SMB10T: Universal wall-mount bracket, tampered
- SMB10C: Universal ceiling-mount bracket

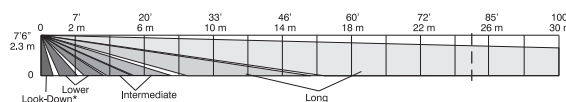
Listings:

- UL/ULC Listed to UL639, CAN/ULC-S306
- SIA PIR-01

Top View (with long range barrier lens)



Side View



IS25100TC



Description:

PIR for long hallways and rooms

Recommended use/application:

- Use in commercial buildings, auditoriums, schools and industrial warehouse environments
- Great for medium to long hallways and inside large warehouse loading door areas
- One unit covers a space 20' wide x up to 100' long
- Use multiple units for longer coverage

Product advantages:

Wall-mount PIR for long hallways and rooms

Mounting options:

7' 6" to 9' from floor

Product dimensions:

4.375" H x 2.25" W x 1.5" D

Operating range:

100' long x 20' wide

Compatibility:

- Works well with hardwired zone input modules
- 12VDC power required
- Form C/SPST

Power:

12V 21mA idle to 25mA maximum

Included items:

Mounting screws

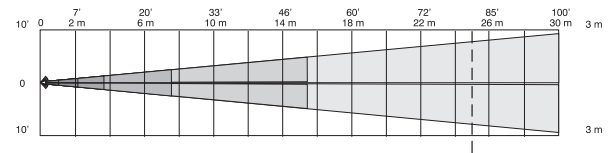
Options available:

- SMB10: Universal wall-mount bracket
- SMB10T: Universal wall-mount bracket, tampered
- SMB10C: Universal ceiling-mount bracket

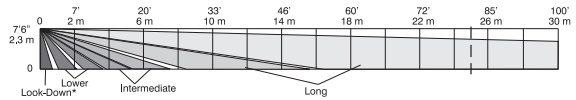
Listings:

- UL/ULC Listed to UL639, CAN/ULC-S306
- SIA PIR-01

Top View



Side View



Motion Detector for Outdoor Areas

Honeywell's 5800PIR-OD Wireless Outdoor Motion Sensor provides superior protection for car lots, rooftops, cellular sites, garages, pool areas, boats, trailers and more. It installs as easily as any 5800 Series wireless device—without any trenching, excavating or expensive subcontracting. Your customers can even receive driveway alerts, text messages, e-mail and video notification when using Total Connect Remote Services—increasing their awareness and peace of mind while increasing your opportunities for RMR.



5800PIR-OD



Description:

Wireless outdoor PIR for Honeywell VISTA 5800 Series wireless systems

Recommended use/application:

- When outdoor motion detection is required, such as in the case of secured outdoor areas, cellular sites, electrical substations and public utility storage yards
- Use for commercial locations employing 5800 wireless receivers and transceivers

Product advantages:

- Ideal for outdoor use
- Adjustable view field and pattern
- Dual PIR sensors in one unit to minimize false activations
- Immune to bright lights and flashes
- Can be located up to 200' from receivers, transceivers or repeaters
- Tampered front and back
- Continual battery and tamper supervision
- Regular supervision check-in signals
- Adjustable battery-saving feature
- Seven-day low battery advanced warning before failure
- Large and small animal immune

Mounting options:

- **On walls:** Locate between 2.7' and 4' from the ground. Operates best if you can mount in the general line of sight of receivers, repeaters and transceivers.
- **On poles:** Clamp included

Product dimensions:

7.8" H x 3.2" W x 4.7" D

Recommended pattern:

- Adjustable 7'– 40'
- 90° pattern adjustable within 180° field

Operating range:

- 200' from receiver, repeater, or transceiver in semi-enclosed buildings
- Greater range available in larger buildings with clear, open spaces

Compatibility:

All VISTA Control panels that are compatible with 5800 Series Wireless devices.

Temperature:

-4° F to 122° F (-20° C to 50° C)

Humidity:

0-95%

Power:

Four 1.5 V lithium AA cells included (Model 462)

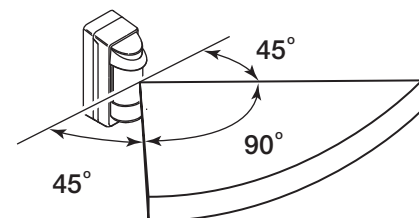
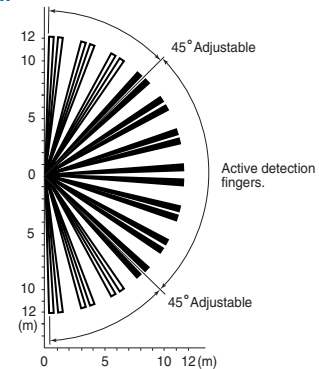
Included items:

- Four 1.5V AA Lithium batteries (low temperature)
- Pole mount kit
- Mounting screws
- Lens masking

Listings:

- FCC
- IC

Top View



DUAL TEC Family Features Chart

	DT9 Series		DT7 Series				DT6 Series			V-Plex	Wireless
	DT900/901	DT906/907	DT7235T	DT7435	DT7450	DT7550C	DT660STC	DT6100STC	DT6360STC	DT7500SN	5897-35
Animal Immune to 100 lbs.			•	•							
Coverage Pattern	50' x 40' 90' x 70'	120' x 10' 200' x 15'	35' x 40'	35' x 40'	50' x 60'	50' x 60'	60' x 60'	100' x 20'	50' Dia.	50' x 60'	35' x 30'
Signal Processing	Queue Event Logic	Queue Event Logic	Std	Dual Core	Dual Core	Dual Core	MAP	MAP	MAP	Dual Core	Std
Optical Technology	Mirror	Mirror	Uniform Sens	Uniform Sens	Uniform Sens	Uniform Sens	Std	Std	Std	Uniform Sens	Std
Microwave Frequency Band	X	X	K	K	K	K	X	X	X	K	S
Microprocessor	•	•		•	•	•	•	•	•	•	
Environmental Adaptation	•	•	•	•	•	•			•	•	•
Temperature Compensation	Adv	Adv	Std	Adv	Adv	Adv	Std	Std	Adv	Adv	Std
Digital Fluorescent Filter	•	•		•	•	•				•	
Analog Fluorescent Filter							•	•	•		
Anti-Masking	DT900	DT906				•					
Walk Test Mode/LED Disable	•	•		•	•	•	•	•	•	•	•
PIR Sensitivity Adjustment	•	•		•	•	•	•	•	•	•	
Microwave Adjustment	•	•		•	•	•	•	•	•	•	•
Vertical/Horizontal Adjustment	•	•								•	
Trouble Output	•	•				•	•	•	•	•	•
Tamper Switch(es)	•••	•••	•	•	•	•	••	•	•	•	•
Alarm Relay Forms	C	C	A	A, C	A, C	C	C	C	C	V-Plex	RF
LED Indicators	3 LEDs	3 LEDs	1 LED	Tri-Color	Tri-Color	Tri-Color	3 LEDs	3 LEDs	3 LEDs	Tri-Color	2 LEDs
Microwave Supervision	•	•	•	•	•	•	•	•	•	•	•
PIR Supervision	•	•		•	•	•	•	•	•	•	
Recommended Mtg Height	6' to 12'	6' to 12'	7' 6"	7' 6"	7' 6"	7' 6"	7' 6"	7' 6"	8' to 16'	7' to 9'	7' 6"
Operating Temperature (°C)	0 to 49	0 to 49	-10 to 55	-10 to 55	-10 to 55	-10 to 55	0 to 49	0 to 49	0 to 49	10 to 50	0 to 60
Input Voltage (VDC)	10-15	10-15	7.5-16	7.5-16	7.5-16	7.5-16	10-12.9	10-12.9	10-14.5	9-13	3V battery
Maximum Current (mA)	50	50	25	30	35	40	35	35	40	3-8	N/A
Swivel Bracket Options	Included	Included	SMB10 SMB10T	SMB10 SMB10T	SMB10 SMB10T	SMB10 SMB10T	SMB10 SMB10T	SMB10 SMB10T		SMB10 SMB10C	

DUAL TEC Family Features

Animal Immune to 100 lbs.:

Sensor is immune to pets and other animals with combined weight of 100 lbs. when installation guidelines for animal immunity are followed

Coverage Pattern:

Length by width of area protected

Signal Processing:

Analysis performed on PIR and microwave signals to determine alarm conditions

- DualCore – Signals are analyzed in multiple domains, including amplitude, time, frequency and duration. Supports functions including diagnostics and other advanced false alarm features.
- C3 – Correlates data from both channels simultaneously, instead of independently processing each
- MAP – Timing and sequence of signals are compared to settings for specific environments to qualify each channel individually
- Queue Event Logic – Pulse counting while looking for specific sequences of events
- Advanced – Pulse counting with timing relationships
- Standard – Basic pulse counting

Optical Technology:

Technology used to collect infrared radiation for PIR processing

- Uniform Sensitivity – Fresnel lens that provides the same sensitivity at the edge of the pattern as exists directly in front of the sensor
- Split-Zone – Zones are split into two sub-zones where each sub-zone has half the sensitivity of a regular zone, requiring targets to be in both zones for an alarm
- Standard – Basic Fresnel lens
- Mirror – Basic mirror optics

Microwave Frequency Band:

Frequency at which the microwave signal is radiated and received. Higher frequencies generally penetrate non-metallic objects less than lower frequencies.

- S-Band – 2.54 GHz
- X-Band – 10.525 GHz
- K-Band – 24.125 GHz

Environmental Adaption:

Microwave thresholds are adapted either in hardware or digitally to remove the effect of low level interference such as ceiling fans

Temperature Compensation:

Sensor automatically adjusts PIR thresholds and/or other parameters to adapt to change in ambient temperature relative to human body temperature

- Standard – Compensates at ambient temperatures below body temperature
- Advanced – Compensates at ambient temperatures both below and above body temperature

Digital Fluorescent Light Filter:

Software algorithms provide infinite rejection of microwave interference due to fluorescent lights

Analog Fluorescent Light Filter:

Hardware circuitry provides rejection of microwave interferences due to fluorescent lights.

Anti-Masking:

Detects intentional and accidental blocking of the PIR optics

Walk Test Mode:

Determines the coverage pattern and functionality for both the PIR and microwave channels, usually through LED indicators

PIR Sensitivity Adjustment:

Selectable option to change the PIR process sensitivity, usually through a DIP switch or jumper link

Microwave Sensitivity Adjustment:

Selectable option to change the microwave sensitivity and/or range, usually through a potentiometer

Vertical Adjustment:

Capability to adjust the vertical PIR detector position relative to the optics, usually through a vertical shift in the PCB. Usually used to adjust range at different mounting heights, or accurately set the coverage pattern for different lenses or mirrors.

Horizontal Adjustment:

Capability to shift the PIR zones left or right by a few degrees. Usually used to locate potential false alarm sources, such as a heating vent between zones, or to aim the optics in a particular direction, such as a hallway.

Trouble Output:

Separate output used to indicate supervision failures and/or anti-mask detection to the control panel

Alarm Relay Forms:

Type of output relay used to signal panel when an intrusion is detected.

- Form A – Two-terminal relay with Normally Closed output when energized
- Form C – Three-terminal relay with both Normally Closed and Normally Open outputs when energized

LED Indicators:

Light Emitting Diodes used to provide visual feedback about alarm state, supervision, walk test and other modes of operation

- 1 LED – Single red LED
- 3 LEDs – Red, green, yellow LEDs, usually with PIR and microwave channels associated with a specific color

Microwave Supervision:

Automatic self-test of microwave channel for proper operation

PIR Supervision:

Automatic self-test of microwave channel for proper operation

Recommended Mounting Height:

Suggested height to mount processor for optimal performance. Usually important for animal immune applications.

Operating Temperature:

Temperature range at which the sensor can be expected to provide adequate protection. UL certification may have a narrower range.

Input Voltage:

Voltage range at the terminal strip at which the sensor will operate. UL may have certified for a slightly narrower range.

Swivel Bracket Options:

Brackets used to mount sensors in installations that have special aiming or mounting heights

Mounts

Mounting brackets for use with DT7000, DT6100, IS2500, IS215 and 5894PI Series of detectors:

0-000-110-01
SMB10 Universal White Swivel Mount Bracket (5 pack)



0-000-111-01
SMB10C Universal White Ceiling Mount Bracket (5 pack)



0-000-155-01
SMB10T Tampered Universal White Swivel Mount Bracket (5 pack)



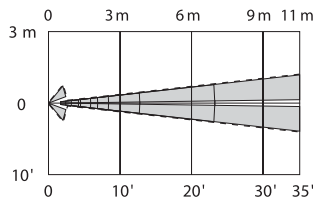
Lenses

DT7000-LRLK Long Range Lens Kit (10 pack)

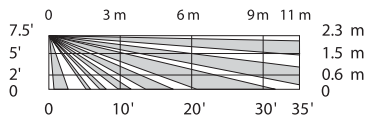
Provides:

- 35' x 8' when used with DT7235, DT7435
- 50' x 10' when used with DT7450, DT7550, DT7500SN, IS2500SN

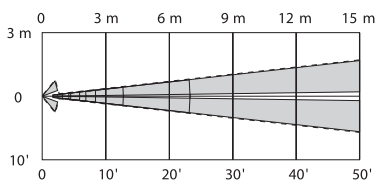
Top View (35' x 8' Pattern)



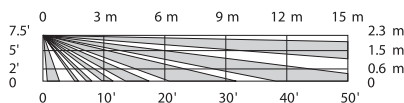
Side View



Top View (50' x 10' Pattern)



Side View

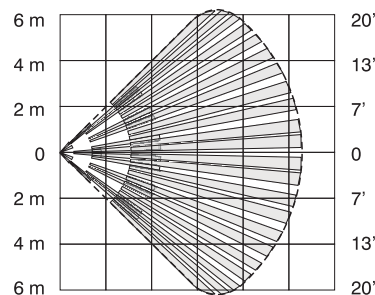


DT7000-HSLK High Security Lens Kit (10 pack)

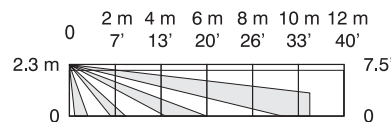
Provides:

- 35' x 40' area protection
- Lenses to convert DT7235, DT7435, DT7500SN, IS2500SN to non-animal immune

Top View



Side View

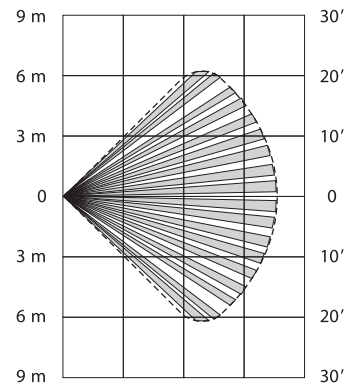


DT7000-PALK Pet Alley Lens Kit (10 pack):

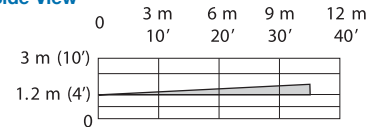
Provides:

- Pet Alley for DT7235, DT7435, DT7500SN, IS2500SN

Top View



Side View



Protecting Windows and Glass Panes

FlexGuard lets you provide your customers with the highest level of security, unmatched detection and false alarm immunity without labor and installation headaches or costly service calls.

FlexGuard is also the industry's most versatile glassbreak—the only one to offer a choice of hardwired, wireless or V-Plex polling loop technology for the ultimate in installation flexibility. It makes perimeter protection as easy to provide and trouble-free as any other part of the system.

FlexGuard detectors mount virtually anywhere—on walls, window frames or ceilings—and are UL and ULC listed for all glass types, including plate, tempered, laminated, wired, film-coated and sealed insulating. Rigorously challenged in test rooms built to exceed the toughest standards, it's no wonder there are more installed worldwide than any other brand of glassbreak.



Dealers worldwide rely on Honeywell's FlexGuard® glassbreak detectors as a first line of defense because they help keep intruders where they belong—outside.

Protecting Windows and Glass Panes

There are many types of glass used for windows and doors. To avoid having to note every glass type for each window in the building, it is important to have the ability to sense the characteristics and patterns associated with a wide variety of common glass types like:

- Plate
- Tempered
- Laminated
- Coated
- Wired
- Double pane, sealed and insulated

Also, consider that the distance of a designated glassbreak detector location might be very close to the window that it is protecting. The sensor should be designed to suppress very loud noises associated with a near window break so that it performs as expected.

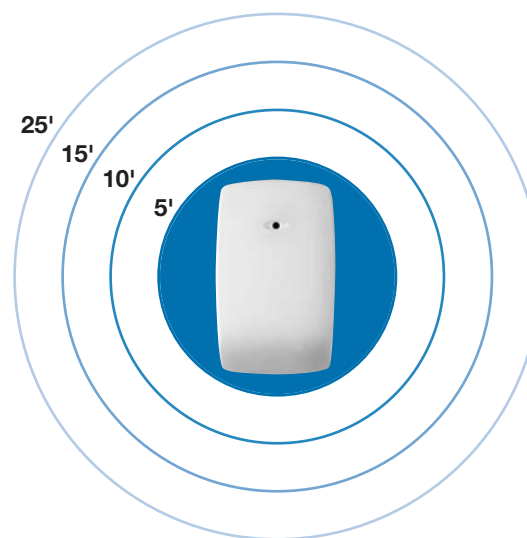
Security films: Coated glass with security films up to 12 mils (0.3mm) thick including film for solar protection may be used.

As a final consideration, simplifying installation helps you to manage risks related to injury and property damage. Consider choosing installation-friendly features like:

- **Secure mounting screws:** The detector is designed to hold the mounting screws in place as installers raise the detector to its mounting surface. While on a ladder, this eliminates the need to hold the sensor with one hand while searching the tool belt for screws.
- **Cable-routing channels:** To support mounting the sensor flatly upon its surface while protecting terminal connections from sudden movement in cables, routing channels allow the cable to lead into the unit at the correct angle while securing the cable from jarring.
- **Easier, more reliable test mode:** Our test method uses a tester that activates an accurate test from the floor, so your technician need not bring the ladder inside.

Configuring the glassbreak range is vital to the detector's performance. The information below provides the settings for the detector's sensitivity (range)*.


Sensitivity	Approximate Range**
Max	25 ft. (7.6m)
Medium	15 ft. (4.6m)
Low	10 ft. (3m)
Lowest	5 ft. (1.5m)



*This information shows the patterns for the glassbreaks included in this section.

**The acoustic characteristics of all rooms vary. Always verify proper sensitivity with FG701 Glassbreak Simulator/Tester.

FG1625



Description:

Glassbreak detector

Product advantages:

- FlexCore™ processing
- New hinged-case styling – nearly 180° opening
- Four adjustable sensitivity settings
- 25' range/no minimum range
- Remote test mode activation
- Protected PCB

Product dimensions:

4.5" H x 2.8" W x 1.05" D

Temperature:

14° F to 120° F (-10° C to 48.9° C)

Power:

12VDC 12mA idle, 22mA alarm

Options available:

- FG1615: Non-adjustable with 15' fixed range
- FG1625T: Tamper/Form "C" Relay

Listings:

UL/ULC Listed to UL639, CAN/ULC-S306

FG1625SN



Description:

V-Plex glassbreak detector

Product advantages:

- FlexCore™ processing
- Serial number addressable*
- Set-up and performance identical to the FG1625
- Four adjustable sensitivity settings
- 25' range/no minimum range
- Remote test mode activation
- Protected PCB

Product dimensions:

4.5" H x 2.8" W x 1.05" D

Temperature:

14° F to 120° F (-10° C to 48.9° C)

Power:

V-Plex bus 1mA idle, 5mA LED illuminated

Listings:

UL/ULC Listed to UL639, CAN/ULC-S306

*For use with Honeywell V-Plex addressable control panels.

5853



Description:

Wireless glassbreak detector

Product advantages:

- FlexCore™ processing
- Set-up and performance identical to the FG1625
- Hinged-case styling – nearly 180° opening
- Easily replaceable batteries with up to a 10 year battery life
- Four selectable sensitivity settings (max, medium, low and lowest)
- 25' range/no minimum range
- Covers all glass types
- Remote test mode activation
- Protected PCB

Product dimensions:

4.5" H x 2.8" W x 1.05" D

Operating range:

- 200' from receiver, repeater, or transceiver in semi-enclosed buildings
- Greater range is available in larger buildings with wide, open spaces

Temperature:

14° F to 120° F (-10° C to 48.9° C)

Power:

Two 3V lithium batteries (Honeywell model 466, Duracell DL123A, Panasonic CR123A, Sanyo CR123A, Varta CR123A)

Listings:

UL/ULC Listed to UL639, CAN/ULC-S306





FG1625F

Description:

Flush mount glassbreak detector

Product advantages:

- FlexCore™ processing
- Flush mount design covers any single-gang electrical box
- Four adjustable sensitivity settings
- 25' range/no minimum range
- Remote test mode activation
- Protected PCB

Product dimensions:

- Faceplate: 4.5" H x 2.8" W
- Rear cover: 2.6" H x 1.8" W x 1.2" D

Temperature:

14° F to 131° F (-10° C to 55° C)

Power:

12VDC 12mA idle, 22mA alarm

Option available:

FGW1525FD: Covers double-gang electrical boxes

Listings:

UL/ULC Listed to UL639, CAN/ULC-S306



FG1025Z

Description:

Glassbreak detector with exclusion zone

Product advantages:

- Patented Time-of-Arrival processing with dual microphones improves false alarm immunity in its "Exclusion Zone"
- Four adjustable sensitivity settings
- 25' range/no minimum range
- Remote test mode activation

Product dimensions:

4.25" Diameter x 0.88" H

Temperature:

32° F to 120° F (0° C to 48.9° C)

Power:

12VDC 25mA idle, 35mA alarm

Listings:

UL Listed to UL639



FG1625R

Description:

Glassbreak detector

Product advantages:

- FlexCore™ processing
- Round case styling
- Four adjustable sensitivity settings
- 25' range/no minimum range
- Remote test mode activation
- Protected PCB

Product dimensions:

0.875" H x 4.25" diameter

Temperature:

14° F to 131° F (-10° C to 55° C)

Power:

12VDC 12mA idle, 22mA alarm

Option available:

FG1625RT: Tamper/Form "C" Relay

Listings:

UL/ULC Listed to UL639, CAN/ULC-S306



FG1608

Description:

Glassbreak detector with magnetic contact

Product advantages:

- FlexCore™ processing
- Built-in magnetic contact
- High/low sensitivity setting
- 8' range/no minimum range
- Remote test mode activation
- Magnetic contact gap:
 - make gap = 0.9" minimum
 - break gap = 2.2" maximum

Glassbreak housing:

4.562" H x .312" W x 1.25" D (11.6 cm x 2.3 cm x 3.2 cm)

Magnet housing:

4.562" x .938" x .5" (11.6 cm x 2.3 cm x 1.3 cm)

Temperature:

14° F to 131° F (-10° C to 55° C)

Power:

13mA typical @ 12VDC, 22mA max @ 12VDC (LED latched)

Listings:

UL/ULC Listed to CAN/ULC-S306

FG1625RFM



Description:

Hardwire flush mount glassbreak detector

Product advantages:

- FlexCore™ processing
- Recess mounts in a 1" diameter hole in ceilings or walls
- Four adjustable sensitivity settings
- Staggered "T" terminals for easy wiring
- 25' range/no minimum range
- Remote test mode activation

Product dimensions:

- Sleeve: 1" hole, 2.6" deep
- Large cover: 2.5" diameter
- Small cover: 1.8" diameter

Temperature:

14° F to 131° F (-10° C to 55° C)

Power:

12VDC 5.5mA idle, 12mA alarm

Listings:

UL/ULC Listed to UL639, CAN/ULC-S306

Photoelectric Beams



IB100D

Dual Photoelectric Beams
100' range max. outdoor/indoor

IB200D

Dual Photoelectric Beams
200' range max. outdoor/indoor

IB250S

Single Photoelectric Beams
250' range max. outdoor/indoor

Description:

- Honeywell's IntelliBeam sensors combine all the great features of high-end photobeams in a cost-effective dual detector, offering the ultimate protection at an incredible value
- Available in single and dual models, there's an IntelliBeam to suit any application

Product advantages:

- Single and dual beam models with range up to 250'
- Suitable for outdoor or indoor installations
- Easy alignment features reduce installation time
- Adjustable beam blocking time
- Includes pole mount kit

Listings:

UL Listed to UL639

5870API



Asset Protection

Guard against theft with Honeywell's exciting new 5870 Asset Protection Sensor. Utilizing 5800 Series wireless and advanced technology, the device easily affixes to any asset needing to be protected within a business. It is ideal for paintings, safes, flat screen TV's, electronics, equipment and more.

Description:

Indoor asset protection sensor

Recommended use/application:

- Museums and art galleries (paintings and sculptures)
- Universities and schools (computers, projectors, laboratory equipment)
- Office (printers, copiers, computers and cash box)
- Construction sites (tools and building materials)

Product advantages:

- Offer an additional layer of protection which is always on (even when the panel is disarmed)
- Ideal for theft protection and alarm verification
- Protect specific assets while complementing the interior space protection
- Quick and easy installation
- Increase content per sale and RMR

Product dimensions:

1.8" H x 1.7" W x 0.63" D
(45.72 mm x 43.18 mm x 16.02 mm)

Operating range:

- 200' from receiver, repeater, or transceiver in semi-enclosed buildings
- Greater range is available in larger buildings with wide, open spaces

Temperature:

14° to 122°F (-10° to 50°C)

Humidity:

<90% relative, non-condensing

Power:

Lithium battery (Single 3V Honeywell model 469, Panasonic CR2, Sanyo CR2, Duracell DLCR2)


Options available:

- 5870API-WH: White
- 5870API-GY: Gray


Listings:

- FCC Part 15
- IC

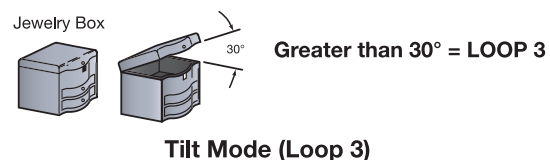
Modes of Operation:



High Security (Fast Trigger) Mode (Loop 1)



Standard Security Mode (Loop 2)



5821



Description:

Temperature sensor and flood detector

Recommended use/application:

- Honeywell's 5821 is a versatile wireless device that can be configured to operate as either a standalone temperature sensor and/or a remote temperature sensor or flood detector
- It is ideally suited for a wide range of applications including bathrooms, laundry rooms and basements

Product advantages:

- Five selectable temperature ranges
- Local or remote temperature probe
- Up to 10 year battery life
- Transmits supervisory, tamper and low battery

Product dimensions:

3.1" H x 1.6" W x 1" D

Included items:

Replaceable battery

Options available:

- T280R: Temperature probe
- 470PB: Remote water probe

Listings:

FCC Part 15



T280R



470PB

TS300



Description:

Dual temperature sensor

Product advantages:

- Simultaneous operation of local and remote probes
- Programmable hysteresis prevents multiple alarms
- Local audio alarm with silence time out
- Alarm memory (up to eight events)
- Two programmable outputs

Temperature:

- Local sensor:
32° to 140° F (0° to 60° C) +/-3° F (+/- 1.7° C)
- Remote probe:
-40° to 140° F (-40° to 60° C) +/-4° F (+/-2.2° C)

Option available:

T280R: Temperature probe



T280R

470-12



Description:

Water sensor

Recommended use/application:

Ideal for placement by sump pumps, washing machines, kitchens, etc., where flooding is a possibility

Product advantages:

- Will detect water or any conductive nonflammable liquid
- Form C (SPDT) output
- Provided with two sensitivity settings for greater flexibility

Power:

12VDC, low current drain

Included items:

Includes one remote water probe (470PB)

Hold-Up and Service Request Devices

Honeywell offers a wide variety of hold-up buttons and equipment to support various service request strategies.

HOLD-UP AND SERVICE REQUEST DEVICES

269R

**Description:**

Hold-up switch with stainless steel cover

Product advantages:

- Switch type: Plunger type DPDT
- Switch action: Selectable latching or momentary
- Switch rating: 0.2A at 30VDC maximum
- Connections: four position 45° screw terminal block for each output side with EOL resistor splicing terminals
- Operating temp: 14° F to 140° F (-10° C to 60° C)

Product dimensions:

3.5" L x 2" W x 1.25" D

Listings:

UL/ULC Listed to UL634, UL636, CAN/ULC-C634

269SN

**Description:**

V-Plex hold-up switch with stainless steel cover "polling loop only"

Product advantages:

- Switch action: Selectable latching or momentary
- Connections: two position 45° screw terminal block for each output side
- Operating temp: 14° F to 140° F (-10° C to 60° C)

Product dimensions:

3.25" L x 2" W x 1.25" D

Listings:

UL/ULC Listed to UL634, UL636, CAN/ULC-C634

270R

**Description:**

Hardwired hold-up switch in plastic case

Product advantages:

- Switch type: Plunger type DPDT
- Switch action: Selectable latching or momentary
- Switch rating: 0.2A at 30VDC maximum
- Connections: four position 45° screw terminal block for each output side with EOL resistor splicing terminals
- Operating temp: 14° F to 140° F (-10° C to 60° C)


Product dimensions:

3.5" L x 2" W x 1.25" D

Listings:

UL/ULC Listed to UL634, UL636, CAN/ULC-C634

264

**Description:**

Money clip

Product advantages:

- Designed for installation in cash registers, cash boxes and at tellers' windows
- When activated, sends an immediate signal to either the police or central office
- Single pole double-throw contacts
- Recessed screws provided for easy mounting

Listings:

UL Listed to UL636

HOLD-UP AND SERVICE REQUEST DEVICES

266



Description:
Foot Rail

Product advantages:

- Reliable easy to operate foot activated hold-up device
- Housing made from rugged cast aluminum
- Designed to minimize the possibility of false alarms while permitting unobtrusive operation
- Indicator flag locks when alarm is tripped
- Switch rating: .5A at 30VAC/DC maximum

Product dimensions:
18" L x 3.5" D x 4" H

Listings:
UL Listed to UL634

5869



Description:

Wireless hold-up switch in white plastic case

Product advantages:

- Ideal for open or semi-enclosed commercial locations of all sizes
- Wireless connection allows location anywhere within 200 feet of 5800 series receivers or repeaters
- Ultra quiet switch for silent operation during crisis
- Tampered cover and base protects against unauthorized product removal
- Keyed reset for verification of activation

Power:

3V lithium battery such as ADEMCO 466, Duracell DL123A, Panasonic CR123A, Sanyo CR 123A, Varta CR123A or equivalent

Product dimensions:
5.938" H x 1.938" W x 1.188" D

Listings:
UL/ULC Listed to UL636, UL1641, CAN/ULC-C634, CAN/ULC-C1023, CSA-C22.2 No.205

5802MN



Description:
Single-button personal panic

Product advantages:

- Sleek design, fully supervised portable panic
- Single button action
- Use as a pendant or belt clip (belt clip included)
- Includes user-changeable lithium battery

Product dimensions:
2.5" H x 1.5" W

5802MN2




Description:
Dual-button personal panic

Product advantages:

- Sleek design, fully supervised portable panic
- Dual button action
- Use as a pendant or belt clip (belt clip included)
- Includes user-changeable lithium battery

Product dimensions:
3.25" H x 2" W

Access Control Applications



Access control systems allow business owners to limit entry into selected departments based upon time, user authority and the armed state of the department's intrusion detection system.

VistaKey



VISTAKEY

V-Plex Single-Door Access Control Module with Plastic Enclosure

VISTAKEY-SK

Starter Kit:

Everything you need for a one-way, single-reader door with up to 25 users. To add a reader on the inside to log as users exit, add a VISTAKEY-EXPK.

- 1-VistaKey
- 1-Cabinet (UL Listed)
- 1-Transformer
- 1-OP30-FWM Proximity Card Reader
- 1-PTPROX25 Proxcards (25)
- 1-SA12040 Power Supply Board
- 1-VistaKey Two-Module Mounting Plate

VISTAKEY-EXPK

Expansion Kit:

Everything you need to add a reader inside of the door for reading out of the protected area.

- 1-VistaKey Module
- 1-OP30-FWM Proximity Reader

VISTAKEYPAC

A VistaKey Door Module kit is used when you want to select from the many other reader styles that are compatible with VistaKey.

- 1-VistaKey
- 1-Cabinet (UL Listed)
- 1-Transformer
- 1-SA12040 Power Supply Board

Listings:

UL Listed to UL294, CSA-C22.2 No.205

*Panel dependent


Honeywell's VistaKey Single Door Access Control System is incredibly easy to install and configure.

Designed to provide low-cost access control expansion for the popular VISTA-32FB, 128BP, 128FBP, 250BP or 250FBP integration-ready control panels, the state-of-the-art module maximizes security investments by integrating access control, intrusion detection and fire detection into one system. Installation costs are reduced by eliminating the need to install additional wiring, panels and software.

VistaKey communicates with the control panel on a standard two-wire V-Plex polling loop. Access validation time is minimized through Honeywell's patented Global Polling feature and special V-Plex protocol. Installation time is reduced through automatic enrollment and quick-start test functions. All programming can be accomplished locally by a keypad or remotely using Honeywell's Compass Downloader software. Specific system events can be reported to the central station via Honeywell's Contact ID.

- Supports 250 to 500 card holders and eight access groups*
- Supports up to two VistaKey modules per kit
- A maximum of four to 15 readers, accommodating up to 15 doors
- Wires on standard V-Plex polling loop





Dealer Benefits

- Reduces installation material and labor costs by eliminating the need to install additional control panels, software and wiring for access control
- Reduces the time required for installation through automatic module enrollment and quick-start testing
- Simplifies installation and service through tightly coupled integration, eliminating the need to program multiple databases
- One downloader programs security, fire and access control

End-User Benefits

- Maximizes security investments by integrating access control, intrusion detection, early warning fire detection and industrial process control into a single system
- Helps reduce false alarms by simplifying operation through the use of a card swipe or wireless keyfob
- Reduces operational costs by eliminating the need to re-key (due to employee turnover)
- Improves security by controlling access to specified areas in the protected premises
- Streamlines security operations by monitoring and recording user activity at a single location

Controlling Entry with VistaKey



User Benefits

- **Additional security** – VistaKey keeps unwatched doors locked and warns users if doors are left propped open
- **Helps to prevent unauthorized entry by employees or others into secure areas** – the system minimizes employee traffic, allowing entry only into areas where authorized
- **Prevent unauthorized entry outside of desired time schedules** – after hours, VistaKey can automatically reduce or increase a user's authority into normal working areas based upon predetermined schedules assigned to the individual
- **Minimize employee theft and shrinkage** – by controlling foot traffic into high-value areas, VistaKey minimizes the opportunity for theft of office products, tools and other expensive equipment.
- **Helps to minimize false system activations** – VistaKey helps to control false alarms by using an optional single-action disarming capability. If the user is authorized to enter a department that is currently armed, VistaKey can automatically disarm the system when the user presents his card. Alternatively, you can require the user to present a valid ID device and then use a keypad to disarm the system.
- **Supervisor first** – the system offers a unique "Floating Schedule" that will allow employees to enter the building only if a supervisor or manager is present
- **Control employee overtime costs** – VistaKey can automatically lock customer entry doors at closing time. This bars the door at closing time, while allowing those who have completed their business to freely exit.
- **Automate your building to save money** – the system can switch on lights, heating and air conditioning when employees enter the facility at the beginning of the day. When the last employee leaves the building, the system can turn off lights and disable heating and air conditioning.
- **Improve employee safety** – the system can automatically lock perimeter doors in the event of a riot or other crisis. Alternatively, the system can unlock exit doors in the event of fire alarm activation.
- **Minimize locksmith charges** – because the system uses electronic keys that can be disabled individually, it saves locksmith costs related to re-keying or lock cylinder replacement
- **Eliminate distributing new keys when locks are replaced** – VistaKey replaces the need for using standard keys, so if the locksmith changes door locks, there is no need to distribute new keys to all of the employees
- **Better manage temporary employees** – the system allows administrators to assign use restrictions on visitor and temporary ID devices, which will cause the ID device to become inoperable within a specified time frame
- **Minimize security guard costs** – replace security guards at gates and lobbies. If you are using security guards to log visitors, this can be performed much more effectively using access control, cameras and intercom systems. The system allows a single guard to manage multiple entrances from a single, centralized control room.

Additional VistaKey Advantages to Consider

Honeywell's access control system is flexible and fits into most small applications. There are a number of ways to control access through doors. Because you can separate the system into many partitions or departments, the system offers a number of powerful capabilities.

- **Lock and unlock doors on a time schedule** – by establishing a separate schedule for each partition, you can limit access into departments depending upon the day of the week or time of day
- **Lock and unlock doors based upon the armed state of the intrusion detection system** – the system provides a seamless integration with intrusion detection systems and is automatically aware of the armed or disarmed state of each department. This allows you to block access into a department when it is armed.
- **System continues to operate when data cables are damaged** – each of the system's door controllers stores the entire user ID database. This allows the door to continue to operate even in the event of damaged data cabling between the main control panel and the door controller.
- **System offers single users varying authority into each department** – unlike most integrated systems, Honeywell's solution provides the unique ability to assign each user a different access authority into each department while still using a single ID card or other device
- **Emergency lock-down during riots or threats** – with the press of a button, the system can take instant action by releasing open doors, allowing them to close and lock. In addition, the system can generate an emergency message to in-building security and to local authorities by way of a monitoring station.
- **Automatically unlock emergency exit doors in the event of a fire or other critical event** – because the system integrates seamlessly with fire alarm and other critical condition systems, locked access doors leading to building exits can be unlocked by the system, allowing occupants to exit to safety
- **Superior door locking capabilities** – many access control systems keep the lock open for a specific time after a card read. Honeywell's anti-door bounce technology causes locking hardware to energize as soon as the door is opened, causing the door to lock immediately when closed. This minimizes the threat of unauthorized persons making entry immediately after an authorized user enters the protected department.
- **Distributed intelligence for higher security and faster response to card presentation** – because each door controller is located at the door and stores the active card user database, the system can more quickly grant access through protected doors. In addition, the overall system design costs are minimized due to Honeywell's addressable access control technology.
- **Fewer cables between main control panel and distant doors** – Honeywell's access control uses a single pair of wires to connect the door controller to the main system panel. Because of this advanced design, cables for readers, door locks, exit request devices, door position sensors and system tampers connect to a local door controller that then connects to the V-Plex bus. This reduces the amount of cable required for the system and minimizes labor required to route cable between access doors and the control panel.

VistaKey

Compatible Controls

- Three input zones, supervised or unsupervised, can be used for door status monitoring
- Request-to-Exit monitoring and cabinet monitoring (tamper)
- One open collector output trigger (sink 12mA at 12VDC)
- 512 to 1,000* access control events recorded in VISTA event log
- Programmable locally from keypad or remotely from Compass Downloader



VistaKey can be used on any commercial VISTA control platform that supports V-Plex and Honeywell's patented Global Polling feature: VISTA-32FB, VISTA-128BP, VISTA-128FBP, VISTA-250BP and VISTA-250FBP.

Control	Maximum number of readers	Cards	Schedules
VISTA-32FB	4	250	8
VISTA-128BP	8	250	8
VISTA-128FBP	8	250	8
VISTA-250BP	15	500	8
VISTA-250FBP	15	500	8

*Panel dependent

IS310 RTE Motion Detectors



Description:

PIR motion detector for Request-to-Exit applications for door access control

Product advantages:

- Discrete, low profile – not a distraction from style and architecture
- Installer-friendly – start and hold screw holes. Exclusive cable channel and aim and hold strategy makes it easier to install.
- Adjustable “tamper-proof” shutters provide precise target area near the door
- Swivel optics allow for offset mounting
- Simple, four-wire installation – minimizes installation cost and complexity
- Quiet relay switching
- Adjustable relay time (0.5-64 seconds)
- On-board LED status indicators
- Patented look-down zone
- Patented black bug guard resists bright lights and keeps bugs out of the view

Recommended use:

- Use for Request-to-Exit strategy for door access control systems in commercial buildings, auditoriums, schools and industrial warehouse environments
- Ideal for lobby entrances

Mounting options:

The Request-to-Exit Motion Detector is flexible by design. You can mount the detector above the door, on the door frame or on the ceiling between 7' and 15' from the floor.

Compatibility:

- **Status output:** Dry contact
Compatible with all controls and zone input modules providing compatibility with dry contact output activation upon status change
- **Power:** 12VDC power input required

Dimensions:

2" H x 7" W x 2" D

Pattern:

- 2' x 5.5' Short range
- 8.4' x 15.8' Long range

Power:

12 – 28VAC or VDC, 50mA maximum

Temperature:

32° F to 122° F (0° C to 50° C)

Humidity:

5-95% relative, non-condensing

Outputs:

Two form C

Options available:

- IS310WH: RTE motion, white
- IS310BL: RTE motion, black
- RTE6PKWH: Six-pack RTE motion detectors, white
- RTE6PKBL: Six-pack RTE motion detectors, black
- IS310WHTP: Trim plate, white
- IS310BLTP: Trim plate, black

Listings:

UL Listed to UL294, CSA-C22.2 No.205

IS320 RTE Motion Detectors with Piezo Sounder



Description:

PIR motion detector with piezo sounder for Request-to-Exit applications related to door access control

Product advantages:

- Discrete, low profile – not a distraction from style and architecture
- Installer-friendly – start and hold screw holes. Exclusive cable channel and aim and hold strategy makes it easier to install.
- Adjustable “tamper-proof” shutters provide precise target area near the door
- Swivel optics allow for offset mounting
- Piezo Sounder with volume control
- Door contact input
- Reader/keypad/keyswitch input
- Remote arming and sounder inputs
- Cover tamper
- Simple, four-wire installation minimizes installation cost and complexity
- Quiet relay switching
- Adjustable relay time (0.5-64 seconds)
- On-board LED status indicators
- Patented look-down zone
- Patented black bug guard resists bright lights and keeps bugs out of the view

Recommended use:

- Use for Request-to-Exit strategy for door access control systems in commercial buildings, auditoriums, schools and industrial warehouse environments
- Ideal for lobby entrances

Mounting options:

The Request-to-Exit motion detector is flexible by design. You can mount the detector above the door, on the door frame or on the ceiling between 7' and 15' from the floor.

Compatibility:

- **Status output:** Dry contact
Compatible with all controls and zone input modules providing compatibility with dry contact output activation upon status change
- **Power:** 12VDC power input required

Dimensions:

2" H x 7" W x 2" D

Pattern:

- 2' x 5.5' Short range
- 8.4' x 15.8' Long range

Power:

12 – 28VAC or VDC, 50mA maximum

Temperature:

32° F to 122° F (0° C to 50° C)

Humidity:

5-95% relative, non-condensing

Outputs:

Two form C

Options available:

- IS320WH: RTE motion, white
- IS320BL: RTE motion, black
- IS310WHTP: Trim plate, white
- IS310BLTP: Trim plate, black

Listings:

- UL Listed to UL294, CSA-C22.2 No.205
- CE
- FCC

Honeywell Access Control



Honeywell is a leader in access control, security management and automation systems. Our range of products extends from single door access control to integrated systems capable of managing thousands of doors and alarm monitoring points at worldwide locations. We are committed to continually developing state-of-the-art technology and providing our customers with total system solutions for their access control needs.

Honeywell's innovative and flexible product line meets and exceeds the demanding needs of our customers worldwide. We continue to fill the needs of the access control market by offering a full line of access control solutions. Our current product line includes systems that meet the needs of small, medium and large scale applications.

For a complete line of Honeywell access solutions, call 1-800-323-4576, visit www.honeywellaccess.com or refer to the Honeywell Access Systems catalog.

ACCESS CONTROL APPLICATIONS




Integration: Access, Video and Intrusion

- WIN-PAK® SE
- WIN-PAK PE
- NStar



Web-based Access Control

- 2-Door NetAXS
- 4-Door NetAXS
- NetAXS Reader Kits



Managed Access Control Software

- WIN-PAK PRO Central Station
- WIN-PAK PRO Central Station Web Browser



Visitor Management

- LobbyWorks Visitor Management
- LobbyWorks Kiosk



Control Panel Solutions


- NetAXS
- Pro2200
- N-1000
- NS2+
- NS2
- NS1



Readers, Cards and Accessories

- OmniProx Proximity Readers
- Proximity Cards
- OmniAssure Smart Card Readers
- OmniClass Smart Card Readers
- Biometrics
- Magnetic Stripe
- Wiegand
- Keypads
- Reader Card Accessories
- Magnetic Locks
- Request-to-Exit PIR

Video Applications



Making the proper selection for the integrated camera system is essential for usable images and clips. Consider the viewed area's lighting arrangement. To capture a usable image, background lighting must not overcome the forward lighting of the person or item that you want to capture. Furthermore, consider the distance between the camera and what you are trying to see. Positioning the camera too far from the subject can cause the camera to render an image of a subject that is too small. Positioning the camera too close may provide a clear image, but the movements of the responsible persons may occur outside of the close field of view and may never be recorded.

You can also use the video system as a deterrent to a crime by locating cameras in plain sight over registers, near exit doors and at rear entrances.

Honeywell offers many integrated video options that are a perfect match for a wide variety of facilities and protected locations. This section describes applications for remote look-in, local viewing and alarm verification strategies.

Optiflex Remote Look-in



Optiflex



Opticoax-3



Opticam-CC12



Honeywell's Optiflex Interactive Video System provides secure, cost-effective video solutions for commercial applications.

Installation does not compromise network security or require manipulation of firewalls. The state-of-the-art video controller lets you view cameras around your business right at the video monitor, integrated television or on your computer anywhere over the Internet, with the assurance that your privacy is protected with the highest level of data security available.

Features:

- Six video inputs
- RJ45 connectors
- Supports NTSC color or B/W cameras
- Camera identification
- Time and date stamping
- Selectable single or quad display
- NTSC monitor output for television integration
- Guard tour viewing with programmable dwell time
- Auto-switch viewing based upon trigger
- Video clip storage
- Compatible with Symphony touchscreen interface

Secure Remote Viewing*:

- Firewall friendly, plug and play installation
- Video transmission via Internet
- Remote viewing of multiple locations from a secure Web-based application
- Maximum privacy with encryption and password protection
- Video clip archiving and viewing of up to 100 clips
- Save option to a PC's hard disk
- Video e-mail notification based on triggered events
- Viewable from WAP enabled device (cell phone, Blackberry, etc.)

Local PC Viewing:

- Local PC viewing capability of Optiflex video transmissions

Listings:

UL/ULC Listed to UL1610, UL1635, UL636, UL464, UL609, UL365, UL1637, UL1641, UL1076, UL985, CAN/ULC-S303, CAN/ULC-S304, CAN/ULC-S525, CAN/ULC-C1076, CAN/ULC-C1023, CSA-C22.2 No.205, CAN/ULC-S545

*Monthly service fee required.

OPTIFLEXPAK

- Optiflex
- Opticam-CC12
- Opticoax-3
- 1361 Transformer
- AD12612 Power Supply

OPTIFLEX-KT

- Optiflex
- 1361 Transformer
- AD12612 Power Supply

OPTIFLEX-KT1

- Optiflex
- Opticam-CC12 (CCD Camera)
- 1361 Transformer
- AD12612 Power Supply

OPTIFLEX-KT2

- Optiflex
- Two Opticam-CC12 (CCD Cameras)
- 1361 Transformer
- AD12612 Power Supply

OPTIFLEX-SKT

- Optiflex
- 1361 Transformer
- AD12612 Power Supply
- 8132iPK

8132iPK-OPKT

- Optiflex
- 1361 Transformer
- AD12612 Power Supply
- 8132iPK
- Opticoax-3 (static board converter)

Video Surveillance



Honeywell is a leader in video security. We provide customers all over the world with industry-leading, end-to-end video solutions and components, including cameras, lenses, domes, keyboards, DVRs, and more. Our trusted experience, combined with the quality and reliability of our integrated video systems, allows your customers to meet their existing and emerging security challenges. We offer complete systems that fit every budget for virtually any installation, including homeland security, corrections, retail, gaming, mobile, financial and education applications. Our pioneering product development only scratches the surface – we know that a trustworthy partnership is a prerequisite to a mutually profitable business relationship. With this in mind, Honeywell stands on the partnership principles of commitment, innovation and support.

For a complete line of Honeywell video solutions, call **1-800-796-2288**, visit www.honeywellvideo.com or refer to the Honeywell Video Systems Product Selection Guide.

Cameras and Domes



- IP Cameras
- Box Cameras
- Pre-assembled Kits
- Bullet Cameras
- Indoor Domes
- Indoor/Outdoor Domes
- PTZ Domes
- Specialty Cameras

DVRs and NVRs



- PC Based DVRs and NVRs
- Embedded DVRs

Management Software and System Solutions



- IP Systems
- Video Management
- Network Video Recording
- Matrix Switching Systems
- Intelligent Video Analytics
- Intelligent Data Analytics

System Components and Accessories



- Monitors
- Keyboards and Controllers
- Power Supplies
- Surge Protectors
- Twisted Pair Video

Performance Series Cameras and DVRs

No matter what performance you need in video surveillance, we've got what you're looking for.

We've rounded out our camera and DVR portfolio with a variety of options that let you pick just the right one for your application.

- The Performance Series cameras includes a wide range of high performing IR bullet cameras and mini-domes that are easy to install and even easier to use
- The Performance Series DVRs meet all your requirements for quick, easy setup and operation while offering MPEG-4 video compression on 4, 8 or 16 channels and recording rates of up to 120 images per second

Plus, our Performance Series line is competitively priced – giving you value from a partner you know and trust.

Performance Series DVRs

- HRDP



IR Bullet Cameras

- HB73
- HB72
- HB71
- HB70



IR Indoor/Outdoor Mini-Domes

- HD73
- HD70



IR Indoor Mini-Domes

- HD61
- HD60

Indoor/Outdoor Rugged Mini-Domes


- HD51
- HD50



Indoor Mini-Domes

- HD40

Audio Applications



In large facilities, expanded interdepartmental voice communications and voice paging applications begin to make sense. With increased numbers of persons within a facility, clear, simple communication is the key to effective, ongoing work efficiency and successful emergency response activities. Honeywell's UVS, Universal Voice System, provides up to seven communications stations allowing building management to centralize building-wide messaging and provide enhanced, simplified communication between offices. Building occupants can use the system for:

- Speaking to one another between offices with the intercom
- Answering an incoming telephone call with speaker phone function
- Voice paging functions throughout the building
- Hearing alarms from the alarm system
- Remotely answering the doorbell
- Checking audible activity in all or selected rooms
- Combined use with Optiflex Video Surveillance (local and remote)
- Optional background music
- Receiving pages and responding to building alerts

Honeywell's VISTA system provides a wide variety of local and remote communication and surveillance options that integrate seamlessly in a reliable, integrated solution.

UVS-QM



Honeywell's new Universal Voice System (UVS) helps to provide an additional communication pathway to occupants of the protected location.

The Universal Voice Control Module (UVCM) connects quickly and easily to a VISTA control panel and one standalone intercom station (UVST) – expanding into a powerful indoor/outdoor communications system.*

- Two-way audio verification technology significantly reduces false alarms
- Lifestyle-enhancing convenience features including an intercom, baby monitor and speakerphone, simplify your customers' lives while providing increased peace of mind
- The optional outdoor cover (UVST/ODC) fits over the UVST station for use as an entranceway visitor screening station

UVS-QM	Universal Voice System (consists of one UVCM and one UVST)
UVCM	Control Module
UVST	Universal Voice Station
UVST/ODC	Outdoor Cover

4286 **VISTA Interactive Phone Module**
(See page 20 for more information).



*With the addition of intercom stations (up to seven)

Features

Audio alarm verification:

- Two-way voice communication with the central station in the event of an alarm

Intercom:

- Broadcast a message to all stations in the business
- Hold a private conversation between two stations
- With the outdoor station, answer the lobby door without opening it to strangers
- With a touchtone phone, the consumer can conduct a two-way voice conversation with someone on the premises

Speakerphone:

- Broadcast the ringing of your phone over the stations
- Answer calls from any station
- Transfer a caller to another inside station
- Hands free conversation between stations
- Hands free conversation on incoming phone calls
- Supports call waiting

Audio system:

- Any station can become an entry monitor
- Connect to a stereo input for music throughout the business
- Security messages annunciate over the stations with a 4286 VIP Module

Power:

- UVSQM: 12VDC 75mA Idle, 110mA Active
- UVST: 12VDC 14mA Idle, 70mA Active

Temperature:

- UVCM: 32° F to 122° F
- UVST: -14° F to 140° F (-10° C to +60° C)

Dimensions:

- UVSCM Enclosure: 10" L x 10" W x 3" H
- UVST: 5.125" H x 2.75" W x 1.5" D

Listings:

- ETL Listed to UL985, UL1637, UL1023, CAN/ULC-S545, CAN/ULC-C1023
- CSFM Certification Number: 7300-1645:164

AVS



Honeywell's Audio Verification System (AVS) provides two-way communication between the monitoring station and the protected site after alarms or events are reported and provides an alarm sounder at each AVST remote station.

Product advantages:

- High-quality 87 dB two-way audio for small commercial applications
- Clear, intelligible audio at a powerful 87 dB
- Provides both two-way audio and alarm audio
- ECP keypad connection routes through the AVST remote station, minimizing labor for cabling

Recommended use:

- Use for small business applications where audio verification of alarms and other events is needed
- Place AVST remote station next to each keypad

Mounting options:

- Main unit board: Mount inside of the control panel's enclosure or in a separate housing
- AVST: Mount next to a system keypad or locate anywhere along the ECP Bus

Product compatibility:

Works well with VISTA-20P and VISTA-21iP control panels

Power:

- AVS Unit: 50mA idle, 110mA active plus the current drawn by the stations from inside station power terminal
- AVST Station: 50mA idle, 200mA in audio mode, 290mA in siren mode

Temperature:

14° F to 140° F (-10° C to +60° C)

Dimensions:

- Main Board: 5.5" W X 4" H X .75" D
- Mounting bracket dimensions: 6.188" W x 8.25" H x .812" D
- AVST remote station: 4.5" H x 2.96" W x 1.52" D

Included Items:

- 620-1 Connector cord
- Cable assembly
- Owner's Manual

Listings:

- ETL Listed to UL985, UL1637, UL1023, CAN/ULC-S545, CAN/ULC-C1023
- CSFM Certification Number: 7300-1645:164



IS215TCE-MIC



Description:

- UVS listen-in microphone integration in motion detector
- Uses PIR passive infrared technology

Product advantages:

- Internal microphone-ready for immediate integration with UVS and other listen-in systems. UVS can connect to up to seven microphones.
- Discrete, low profile – not a distraction from style and architecture
- Simple, six-wire installation – minimizes installation cost and complexity
- Optional mounting bracket to maximize aiming options while making the sensor compatible with a wide range of surface angles
- On-board LED status indicators
- Patented look-down zone
- Patented black bug guard resists bright lights and keeps bugs out of the view
- Intelligent dual-element PIR technology evaluates size and speed of object in motion
- False alarm protection is built-in. The detector resists false alarms due to radio communication and other typical interference.

Recommended use:

- Use in lobbies, business offices, classrooms, restaurants, retail shops and similar areas
- Great for small to medium-sized rooms
- **Wide angle use:** One unit covers a space 40 feet wide x up to 40 feet long
- **Covering larger areas:** Use multiple units for monitoring larger rooms and areas

Mounting options:

- On walls, located at a height of 7' 6" to 9' from the floor
- Aim toward areas where motion sensing is desired
- Where required, aim across windows, but avoid aiming at windows

Compatibility:

- **Status output:** Dry contact – all controls and zone input modules providing compatibility with dry contact output activation upon status change
- **Power:** 12VDC power input required.
- **Audible MIC:** Honeywell UVS and other listen-in systems

Product dimensions:

3.375" H x 2.375" W x 1.5" D

Pattern:

40' x 40' wide angle, volumetric

Power:

- 12VDC 16mA maximum
- MIC: 18mA at 12VDC

Temperature:

14° F to 131° F (-10° C to 55° C)

Humidity:

5-95% relative, non-condensing

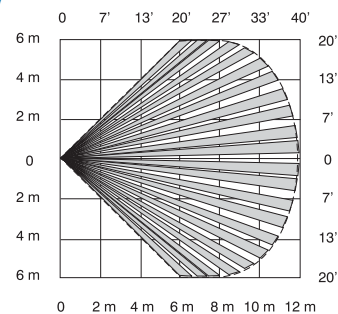
Options available:

- SMB10: Universal wall-mount bracket
- SMB10T: Universal wall-mount bracket, tampered
- SMB10C: Universal ceiling-mount bracket

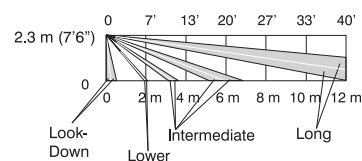
Listings:

- UL/ULC Listed to UL639, CAN/ULC-S306
- SIA PIR-01

Top View



Side View



DT7450-MIC



Description:

- UVS listen-in microphone integration in motion detector with DUAL TEC technology
- Uses a combination of PIR passive infrared and the revolutionary K-band microwave technology

Product advantages:

- Internal microphone ready for immediate integration with UVS and other listen-in systems. UVS can connect to up to seven microphones.
- Revolutionary K-Band technology delivers sharp detection without holes or weak spots. The custom-made source offers pattern shaping to fill the protected area with a broad, balloon-shaped pattern, which matches the PIR pattern. It also offers pattern containment to reduce the penetration of microwave energy through walls.
- Discrete, low profile – not a distraction from style and architecture
- Simple, six-wire installation – minimizes installation cost and complexity
- Optional mounting bracket to maximize aiming options while making the sensor compatible with a wide range of surface angles
- On-board LED status indicators
- Patented look-down zone
- Patented black bug guard resists bright lights and keeps bugs out of the view
- Dual-core technology keeps the detector's view clear by filtering noise caused by light fixtures, and allows the detector to dynamically adapt to a wide range of changing light and temperature conditions throughout the day
- False alarm protection is built-in. The detector resists false alarms due to radio communication and other typical interference.

Recommended use:

- Use in commercial buildings, auditoriums, schools and industrial warehouse environments
- Great for small to medium hallways and inside large warehouse loading door areas
- **Long range use:** One unit covers a space 10 feet wide x up to 50 feet long
- **Wide angle use:** One unit covers a space 50 feet wide x up to 60 feet long
- **Covering larger areas:** Use multiple units for monitoring larger rooms and areas

Mounting options:

- On walls, located at a height of 7' 6" from the floor
- Aim toward areas where motion sensing is desired
- Where required, aim across windows, but avoid aiming at windows

Compatibility:

- **Status output:** Dry contact – all controls and zone input modules providing compatibility with dry contact output activation upon status change
- **Power:** 12VDC power input required
- **Audible MIC:** Honeywell UVS and other listen-in systems

Product dimensions:

4.92" H x 2.94" W x 1.72" D

Pattern:

- 10' x 50' long-range curtain, barrier
- 50' x 60' wide angle, volumetric

Power:

12V 30mA idle to 35mA maximum

Temperature:

14° F to 131° F (-10° C to 55° C)

Humidity:

5-95% relative, non-condensing

Included items:

50' x 60' Lens

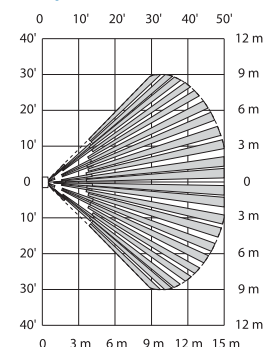
Options available:

- DT7000-LRLK: Long Range lens kit (pattern 8' x 50')
- SMB10: Universal wall-mount bracket
- SMB10T: Universal wall-mount bracket, tampered
- SMB10C: Universal ceiling-mount bracket

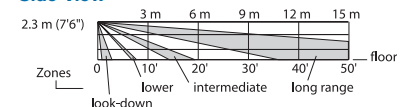
Listings:

- UL/ULC Listed to UL639, CAN/ULC-S306
- FCC
- IC

Top View



Side View



Sirens, Sounders and Accessories

Sirens and Sounders for Local Alarm Indications

Sounds generated by the system can be made different for various system alarms. In addition, the type of sound can help to scare away an intruder or evacuate the building during a fire.

During a burglary the siren's sound is startling, but more effectively, filling the room with sound blocks the intruder's ability to hear police sirens approaching. This lack of ability to hear into the distance raises the panic level of an intruder most likely making them want to leave. Consider outfitting the system with indoor sounders to fill the room with noise and outdoor sirens to call for the immediate attention of neighbors. Whatever your strategy, we have a number of styles and types to choose from.

AB12M



Description:

Motorized bell in box

Product advantages:

- Required on UL Grade A installation
- Extra heavy steel
- 10" underdome bell
- Two tamper switches
- Insulated inner box
- Fully tampered for protection from attempts to open, drill or chisel through cabinet

Power:

100mA at 12VDC

Product dimensions:

14.938" H x 14.938" W x 4.5" D

Mounting options/enclosure:

Enclosure included

In/Outdoor use:

Outdoor

Tamper options:

Included for cover and base

Listings:

UL/ULC Listed to UL365, UL464, UL609, CAN/ULC-S303, CAN/ULC-S525

1011BE12M



Description:

Motorized bell in box

Product advantages:

- 10" motorized bell
- Fully tampered for protection from attempts to open, drill or chisel through cabinet

Power:

100mA at 12VDC

Product dimensions:

15" H x 11" W x 4" D

Mounting options/enclosure:

Enclosure included

In/Outdoor use:

Outdoor


Tamper options:

Optional

Listings:

UL

WAVE2PD



Description:

Two-tone piezo dynamic siren

Product advantages:

- Half the weight of standard sirens
- 1/3 the current requirements of standard sirens
- Terminals eliminate soldering and splicing
- Snap-open hinged case cover for faster installation

Power:

120mA at 12VDC

Watt/DB rating:

105 dB at one meter

Product dimensions:

4.46" H x 3.25" W x 1.4" D

Mounting options/enclosure:

Enclosure included

In/Outdoor use:

Indoor

Tamper options:

Optional

Option available:

WAVE2PDT: Includes tamper switches

Listings:

UL Listed to UL1641, UL985

WAVE2



Description:

Two-tone siren

Product advantages:

- Attractive patented design fits single gang wall plate
- Snap-open hinged case cover for faster installation
- Louder (106 dB) dual tone siren output
- Terminals eliminate soldering and splicing
- Corner or ceiling mounting with no additional brackets or hardware
- Channeled case back for convenient wiring access
- UL commercial burglary

Power:

500mA at 12VDC

Watt/DB rating:

106 dB at one meter

Product dimensions:

4.46" H x 3.25" W x 1.4" D

Mounting options/enclosure:

Surface mount

In/Outdoor use:

Indoor

Tamper options:

N/A

Temperature:

20° F to 175° F (-7° C to 79° C)

Listings:

UL Listed to UL1641, UL985, UL609, UL464, UL365

WAVE2F



Description:

Two-tone flush mount siren

Product advantages:

- Same performance as WAVE2
- Unique hinged case design allows for installation without disassembly
- Fits a standard double gang electric box
- Easy terminal block wire connections
- Attractive new design

Power:

500mA at 12VDC

Watt/DB rating:

- 15 watt
- 106 dB at one meter

Speaker impedance:

8 ohms

Product dimensions:

4.4" H x 4.4" W x 0.75" D

Mounting options/enclosure:

Double-gang electrical box or flush-mounted

In/Outdoor use:

Indoor

Tamper options:

N/A

Temperature:

20° F to 175° F (-7° C to 79° C)



5800WAVE



Description:

Wireless siren for use with 5800 Series wireless systems

Product advantages:

- Plug into any standard duplex receptacle
- 95 dB @ 3 feet
- 12 hour battery backup
- Ready to mount – no disassembly required
- Transmits status, tamper, low battery, supervisory and AC signals

Power:

- 110VAC receptacle
- Standby battery included; 205mA typical

Watt/DB rating:

105 dB at 3'

Speaker impedance:

8 ohms

Product dimensions:

4.5" H x 7.5" W x 2.25" D

Mounting options/enclosure:

Plugs into standard electrical outlet

In/Outdoor use:

Indoor

Tamper options:

Included

Temperature:

32° F to 122° F (0° C to 50° C)

Listings:

- UL/ULC Listed to UL365, UL464, UL1023, UL1641, UL985, CAN/ULC-C1023, CAN/ULC-S545
- ETL Listed to UL365, UL464, UL864, UL985, UL1023, CAN/ULC-S545, CAN/ULC-C1023
- CSFM Certification Number: 7300-1645:162

748



Description:
Dual-tone siren

Product advantages:

- Extremely loud (119 dB)
- Smaller – mounts directly to wall or 4" electrical box
- Dual tone output – steady and warble
- Ready to mount – no disassembly required
- Tamper proof and weather resistant
- Attractive, can be used indoors or outdoors
- Snap on trim ring conceals screws

Power:
1200mA at 12VDC

Watt/DB rating:

- 25 watt
- 119 dB at one meter

Speaker impedance:
8 ohms

Product dimensions:
4.625" H x 4.188" W x 3.75" D

Mounting options/enclosure:
Surface mount or to standard 4" electrical box

In/Outdoor use:
Outdoor

Tamper options:
Included

Temperature:
-20° F to 175° F (-28° C to 79° C)

748LC



Description:
Dual-tone siren

Product advantages:

- Smaller – mounts directly to wall 4" electrical box
- Dual-tone output – steady and warble
- Ready to mount – no disassembly required
- Tamper proof and weather resistant
- Attractive, can be used indoors or outdoors
- Snap-on trim ring conceals screws

Power:
550mA at 12VDC

Watt/DB rating:
112 dB at one meter

Speaker impedance:
8 ohms

Product dimensions:
4.625" H x 4.188" W x 3.75" D

Mounting options/enclosure:
Surface mount or to standard 4" electrical box

In/Outdoor use:
Outdoor

Tamper options:
Included

Temperature:
-20° F to 175° F (-28° C to 79° C)

747PD



Description:

Two-tone piezo dynamic indoor siren

Product advantages:

- Half the weight of standard sirens
- 1/3 the current requirements of standard sirens
- Terminal strip eliminates soldering and splicing
- Snap-open hinged case cover for fast installation

Power:

120mA at 12VDC

Watt/DB rating:

105 dB at one meter

Product dimensions:

4.25" H x 4.25" W x 1.25" D

Mounting options/enclosure:

Surface mount to flat surface

In/Outdoor use:

Indoor

Tamper options:

N/A

Temperature:

-20° F to 175° F (-28° C to 79° C)

Option available:

747PDT: Tampered version

Listings:

UL Listed to UL1641, UL985

747



Description:

Self-contained indoor siren

Product advantages:

- Two tones – steady and warble driver is built-in
- Durable ABS plastic
- 15 watt power rating
- Easy mounting with hardware included
- High quality mylar cone
- Heavy duty magnet

Power:

400mA at 12VDC

Watt/DB rating:

95 dB at ten feet

Speaker impedance:

8 ohms

Product dimensions:

4.0" H x 4.0" W x 2.0" D

Mounting options/enclosure:

Surface mount

In/Outdoor use:

Indoor

Tamper options:

N/A

Temperature:

32° F to 122° F (0° C to 50° C)

Option available:

747UL

747F



Description:

Self-contained flush mount indoor siren

Product advantages:

- Flush mount
- Two tones – steady and warble
- High quality mylar cone
- Heavy duty magnet
- Durable ABS plastic
- Attractive designer case
- Hardware included

Power:

400mA at 12VDC

Watt/DB rating:

95 dB at ten feet

Speaker impedance:

8 ohms

Product dimensions:

5.0" H x 6.75" W x 1.675" D

Mounting options/enclosure:

Flush mount

In/Outdoor use:

Indoor

Tamper options:

N/A

Temperature:

32° F to 122° F (0° C to 50° C)

702



Description:

Self-contained electronic siren

Product advantages:

- 6 to 12VDC combination speaker and siren driver
- Dual-tone – warble or steady
- Enclosed wires
- 30 watt power rating
- Built-in tamper plate protects wires from attack

Power:

1200mA at 12VDC

Watt/DB rating:

- 30 watt
- 118 dB

Speaker impedance:

8 ohms

Product dimensions:

5.75" H x 8" W x 9.25" L

Mounting options/enclosure:

743BE enclosure

In/Outdoor use:

Outdoor

Tamper options:

Model #19 or model 955WH with 28-2 mounting bracket at enclosure

Temperature:

-14° F to 122° F (-26° C to 50° C)

Option available:

743BE: Protective cabinet

719



Description:

Self-contained electronic siren

Product advantages:

- Combination speaker and siren driver
- Dual-tone – warble and steady
- 6 to 12VDC power input
- Small size – 5" diameter
- Indoor or outdoor use
- Weather resistant, high impact construction

Power:

550mA at 12VDC

Watt/DB rating:

115 dB at ten feet

Speaker impedance:

8 ohms

Product dimensions:

5" diameter

Mounting options/enclosure:

742BE enclosure

In/Outdoor use:

Outdoor

Tamper options:

Model 955WH with model 28-2 mounting bracket at enclosure

Temperature:

-14° F to 122° F (-26° C to 50° C)

Option available:

705-820: 20 watt speaker made of durable ABS plastic

745VSD3



Description:

Trilingual Voice Siren Driver

Product advantages:

- Capable of verbally announcing burglary, fire and carbon monoxide conditions
- Can speak system status in three languages – English, Spanish, French or combinations of each
- Fully configurable (interchangeable language and siren tones)
- ETL Listed (when used with a 32 ohm speaker)

Power:

- 8 ohm speaker 1400mA
- 16 ohm speaker 875mA
- 32 ohm speaker 500mA

Watt/DB rating:

85 dB at ten feet

Speaker impedance:

8, 16, 32 ohms

Product dimensions:

4" H x 2.75" W x 1.5" D

Mounting options/enclosure:

Inside alarm control enclosure

In/Outdoor use:

Indoor

Tamper options:

Speaker supervision

Temperature:

32° F to 122° F (0° C to 50° C)

Options available:

- 745VSD3PK2: Trilingual Voice Siren Driver Kit includes 32 ohm speaker
- 746-32: 32 ohm, 15 watt indoor speaker

Listings:

ETL Listed to UL985, UL1023, CAN/ULC-S545, CAN/ULC-S303, CAN/ULC-S304, CAN/ULC-C1023

705-820



Description:
Self-contained speaker

- Product advantages:**
- Dual tone – warble and steady
 - 6 to 12VDC power input
 - Small size – 5" diameter
 - Weather resistant, high impact construction

Power:
12VDC

Watt/DB rating:
20 watt

Speaker impedance:
8 ohms

Product dimensions:
5" diameter

Mounting options/enclosure:
742BE enclosure

In/Outdoor use:
Outdoor

Tamper options:
Model 955WH with model 28-2 mounting bracket at enclosure

Temperature:
-14° F to 122° F (-26° C to 50° C)

Listings:
UL Listed to UL464

735BE



Description:
Cabinet including speaker

- Product advantages:**
- Includes 705-820, 8 ohm, 20 watt speaker
 - Tampered cabinet
 - Reduced installation time

Power:
12VDC

Watt/DB rating:
20 watt

Speaker impedance:
8 ohms

Product dimensions:
5.5" H x 6.5" W x 8.5" D

Mounting options/enclosure:
Enclosure included

In/Outdoor use:
Outdoor

Tamper options:
Tamperers included

Temperature:
-14° F to 122° F (-26° C to 50° C)

- Options available:**
- 742BE: 5" diameter siren or speaker
 - 743BE: 10" cabinet for 702 external siren
 - For tamper provision, use the 955WH and 28-2 bracket

WAVE



Description:
Speaker

Product advantages:

- Attractive patented design fits single gang wall plate
- Snap-open hinged case cover for faster installation
- Two positions terminal block eliminates splicing and soldering
- Corner or ceiling mounting with no additional brackets or hardware
- Channeled or horizontal mounting for great versatility

Power:
500mA at 12VDC

Watt/DB rating:
15 watt

Speaker impedance:
8 ohms

Product dimensions:
4.25" H x 3.25" W x 2.0" D

Mounting options/enclosure:
Single-gang electrical box or flush-mounted

In/Outdoor use:
Indoor

Tamper options:
N/A

Temperature:
20° F to 175° F (-7° C to 79° C)

Listings:
UL Listed to UL464, UL609, UL365, UL864, UL985

WAVE-F



Description:
Flush mount speaker

Product advantages:

- Unique hinged case design allows for installation without disassembly
- Fits a standard double gang electric box
- Easy terminal block wire connections
- Attractive new design
- 10 watt power rating (15 watt peak)

Power:
500mA at 12VDC

Watt/DB rating:
15 watt

Speaker impedance:
8 ohms

Product dimensions:
4.25" H x 3.25" W x 2.0" D

Mounting options/enclosure:
Flush mount

In/Outdoor use:
Indoor

Tamper options:
Included

Temperature:
20° F to 175° F (-7° C to 79° C)

Listings:
UL Listed to UL1641, UL464, UL985

713



Description:

High power speaker

Product advantages:

- Weather resistant housing
- Ideal for indoor and outdoor applications
- Jacketed three-conductor lead included tamper loop

Power:

12VDC

Watt/DB rating:

40 watt

Speaker impedance:

8 ohms

Product dimensions:

10" speaker

Mounting options/enclosure:

Surface

In/Outdoor use:

Outdoor

Temperature:

-14° F to 122° F (-26° C to 50° C)

Listings:

UL Listed to UL1641, UL464, UL985

746



Description:

Indoor speaker

Product advantages:

- Easy to mount on wall
- Double polyurethane coated voice coil – prevents corrosion
- Mounting hardware included
- Heavy duty magnet

Power:

12VDC

Watt/DB rating:

15 watt (20 watt peak)

Speaker impedance:

8 ohms

Product dimensions:

4" H x 4" W x 1.65" D

Mounting options/enclosure:

Surface mount

In/Outdoor use:

Indoor

Tamper options:

N/A

Temperature:

32° F to 122° F (0° C to 50° C)

746F



Description:

Indoor flush mount speaker

Product advantages:

- Flush mount
- Double polyurethane coated voice coil – prevents corrosion
- Mounting hardware included
- Heavy duty magnet

Power:

12VDC

Watt/DB rating:

15 watt (20 watt peak)

Speaker impedance:

8 ohms

Product dimensions:

5" H x 6.75" W x 1.65" D

Mounting options/enclosure:

Flush mount in 3.5" x 3.5" hole

In/Outdoor use:

Indoor

Tamper options:

N/A

Temperature:

32° F to 122° F (0° C to 50° C)

749



Description:

Speaker/Horn

Product advantages:

- Smaller – mounts directly to wall or 4" electrical box
- Dual-tone output – steady and warble
- Ready to mount – no disassembly required
- Attractive, can be used indoors or outdoors
- Snap on trim ring conceals screws

Power:

12VDC

Watt/DB rating:

20 watt (25 watt peak)

Speaker impedance:

8 ohms

Product dimensions:

4.625" H x 4.188" W x 3.75" D

Mounting options/enclosure:

- Surface mount
- 4" standard electrical box

In/Outdoor use:

Outdoor


Tamper options:

Included

Temperature:

32° F to 122° F (0° C to 50° C)

Cords, Brackets, Power Supplies and Accessories



Honeywell offers a wide variety of devices, brackets, cords, power supplies and other items to support system customization.


TAMPER SWITCHES, BRACKETS AND PRE-WIRE PLUGS



112


Description: Plunger switch for closed circuit alarms

Listings: UL/ULC Listed to UL634, CAN/ULC-C634



28

Description: Bracket for cabinet mounting the 112 tamper switch



112 and 28 shown together



955WH


Description: Plunger switch for alarm cabinets

Listings: UL Listed to UL634




28-2

Description: Bracket for cabinet mounting the 955WH tamper switch (mounts to alarm can)




955WH and 28-2 shown together



116

Description: Plunger switch for closed circuit alarms that fits 0.75" (19mm) hole

Listings: UL/ULC Listed to UL634, CAN/ULC-C634



913WH

Description: White 0.75" pre-wire plug

Option available: 913BR: Brown



24

Description: Angled mounting bracket for 39 and 7939 style contacts



Shown with contact

914WH

Description: Steel door adapter for 3/8" recessed contacts



920

Description: L-bracket for 950 magnetic contact



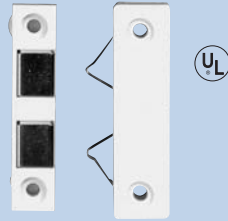
Shown with contact

29

Description: Offset mounting bracket for 39 and 7939 style contacts

FOIL CONTACT SWITCHES AND DOOR CORDS

367



Description:
Foil contact

Options available:

- 367WH: White
- 367BR: Brown
- 380WH: White

Listings:

UL Listed to UL634

380




Description:
Spacer for 367

Options available:

- 380WH: White

64



Description:
Retractable slimline stretch door cord

Product advantages:

Solves the problem of carrying protective circuits off double hung-windows, sliding doors and other movable fixtures


Options available:

- 64WH: White
- 64BR: Brown
- 64GY: Gray

Listings:

UL Listed to UL634

69



Description:
Disconnecting door cord

Product advantages:

- Ideal for protecting areas such as overhead garage and roll up doors
- Can be used as a contact or as a combination contact and circuit take-off
- Contains polarized plug and special stress relief chains which protect door cord wires

Listings:

UL Listed to UL634

POWER SUPPLIES



AD12612



Description:

Auxiliary power supply/battery charger

Product advantages:

- Provides 6 or 12VDC (6 or 12V operation)
- 1.2 Amps continuous output to power devices
- Factory preset at 13.6VDC, with the jumper set to supply 12VDC
- Transformer purchased separately

Option available:

1361: Transformer for 12VDC

Listings:

- UL/ULC Listed to UL1610, UL1635, UL464, UL609, UL365, UL1637, UL1641, UL2044, UL985, CAN/ULC-S303, CAN/ULC-S304, CAN/ULC-S525, CAN/ULC-C1023, CSA-C22.2 No.205, CAN/ULC-S545
- CSFM Certificate Number: 7300-1645:165



AD25624

Description:

Auxiliary power supply/battery charger

Product advantages:

- Provides 12 or 24VDC operation
- 2-1/2 Amps continuous output to power device
- Transformer purchased separately

Option available:


XF30: Transformer for 24VDC

Listings:

None



Fire Alarm and Life Safety Equipment

A photograph showing several firefighters in full protective gear, including helmets and oxygen tanks, working at a fire scene. They are positioned in front of a large, bright fire that is consuming a structure. The scene is illuminated by the intense orange and yellow light of the fire. The firefighters are wearing yellow and black gear, and their helmets have reflective strips. One firefighter's helmet has the number '34' on it, and another has '11'. The background shows the skeletal remains of a structure being destroyed by the fire.

Technology supporting fire alarm detection and life safety continues to advance into new detection strategies and building automation requirements. More and more, even smaller businesses are being required to provide some complex building automation functions associated with fire alarm activation. There is no match for the way Honeywell addresses the need for a wide range of fire alarm and life safety applications. This section provides information about fire alarm and life safety equipment.

Control Panels

For fire and life safety applications, Honeywell offers superior, reliable control panels for a wide variety of low-rise applications. We offer control panels for standalone fire alarm applications as well as integrated applications where fire alarm functions are to be included in an overall, combined application.

Conventional Panels

These control panels provide conventional hardwired zones at the control panel for connecting initiating devices. See [Making Connections to Control Panels](#) on page 8 for more information about connecting conventional devices to the system.

- 5110XM

Addressable Panels

These control panels support conventional, V-Plex and wireless technologies.

- VISTA-32FB
- VISTA-128FBP
- VISTA-250FBP



5110XM



The 5110XM is effective in integrated fire alarm and life safety applications such as daycare centers, restaurants, small retail shops or commercial offices. It provides up to five individual zone inputs for detection purposes.

The wide variety of sensing devices that are compatible with the 5110XM make it an ideal sensing, indicating and monitoring system for fire alarm and life safety systems.

The 5110XM provides five onboard zone inputs, so it is ideal for small commercial locations requiring water flow monitoring and fire alarm systems.

SPECIFICATIONS

Capabilities:

Users: 6

User interfaces:

- Total Keypads: 4
- Graphic Touchscreen Keypads

Zones:

- Onboard Zones: 5
- Onboard Relays: 1

Communication options:

Onboard Dialer: dual line included, supervised

Programming options:

- Keypad
- Telephone

Power:

- Power Input: 18 VAC 40VA
- Standby Battery: 12VDC 7AH sealed lead
- Operating power: 155mA Idle, 235mA Active
- Aux Power Output: 10-14VDC at 350mA
- Bell Output: one supervised 10-14VDC at 1A

Environmental:

- Temperature: 32° F to 122° F (0° C to 50° C)
- Humidity: 85% non-condensing

Physical:

- Enclosure Dimensions: 12.5" W x 14.5" H x 3" D

Listings:

- ETL Listed to UL864
- CSFM Certificate Number: 7165-1645:124
- MEA: 82-93-E Vol. IX
- FM



VISTA-32FB

The VISTA-32FB is effective in environments such as daycare centers, restaurants, small to medium-sized retail shops or commercial offices. It provides up to 32 individual zone inputs for detection purposes.

The wide variety of sensing devices that are compatible with the VISTA-32FB make it an ideal sensing, indicating and monitoring system for fire alarm and life safety systems.

The VISTA-32 provides eight onboard zone inputs and supports up to 24 V-Plex zone expansion devices and/or up to 32 wireless sensing devices. This makes it ideal for small to medium-sized commercial locations.

The VISTA-32FB's V-Plex SLC (Signaling Line Circuit) supports zone inputs and relay outputs, allowing the system to recall elevators, release fire doors, shut down fans and perform other vital life-safety functions.

SPECIFICATIONS

Capabilities:

- Users: 75
- User Levels: 5
- History Events: 512
- Partitions: 2
- Access Door Readers: 4

User interfaces:

- Total Keypads: 31
- Graphic Touchscreen Keypads and Total Connect: N/A
- AlarmNet Total Connect: limited functionality
- Telephone: optional
- Wireless Arm/Disarm: optional

Schedules:

- Output Timers: 20
- Open/Close: daily
- Access: 8
- Relay: 96
- Holidays: date of year

Zones:

- Onboard Zones: 8 (zones 1-8 suitable for connection to fire alarm initiating devices)

- Two-wire Smoke Detector Zones: 2 (each support 16 compatible detectors)
- V-Plex Zones: 24
- Wireless Zones: 32
- Total System Zones: 32
- V-Plex Relays: Form C rated 2A at 28V AC/DC

Communication options:

- Onboard Dialer: optional
- GSM: optional
- Internet: optional

Programming options:

- Keypad
- Telephone
- Internet
- GSM

Power:

- Power Input: 18VAC at 72VA
- Standby Battery: 12VDC 7AH sealed lead
- Operating power: 300mA Idle, 470mA Active

- Aux Power Output: 9-13.8VDC at 1A
- Bell Output: Two Supervised 12VDC at 1.7A (both not to exceed 2.3A)

Environmental:

- Temperature: 32° F to 122° F (0° C to 50° C)
- Humidity: 85% non-condensing

Physical:

- Enclosure Dimensions: 14.5" W x 12.5" H x 3" D

Listings:

- UL/ULC Listed to UL1610, UL1635, UL464/UL609, UL365, UL464, UL864, CAN/ULC-S303, CAN/ULC-S304, CAN/ULC-S525, CAN/ULC-S559
- ETL Listed to UL365, UL609, UL864, UL1610, UL1635, CAN/ULC-S303, CAN/ULC-S304, CAN/ULC-S559
- CSFM Certificate Number: 7165-1645:123
- MEA: 82-93-E Vol. XV
- FM

VISTA-128FBP



The VISTA-128FBP is perfect in environments such as warehouses, school buildings, government offices and institutional locations. It provides up to 128 individual zone inputs for detection purposes. When facility requirements include fire alarm and life safety systems, the VISTA-128FBP is an ideal fit. The VISTA-128FBP's V-Plex SLC (Signaling Line Circuit) supports zone inputs and relay outputs, allowing the system to recall elevators, release fire doors, shut down fans and perform other vital life-safety functions. For systems that also include intrusion detection, users can split the building's protection to arm and disarm up to eight separate partitions, and a common partition, so you can separate the occupied areas from unoccupied areas, or the office from public areas. For example, this allows users to arm the administration offices while the classrooms are occupied after hours, or to arm the cafeteria after the delivery staff departs, while leaving the gymnasium disarmed for public activities.

Optional remote status and control options allow building administrators to manage the system from home or other locations using an Internet browser, cell phone, PDA or other modern mobile device. The wide variety of sensing devices that are compatible with the VISTA-128FBP make it an ideal sensing, indicating and monitoring system for fire alarms, intrusion detection, access control and environmental status like temperature, water and humidity. This allows the system to extend its purposes into additional important facility status indications that assist local building management and maintenance professionals. The VISTA-128FBP provides eight onboard zone inputs and supports up to 120 V-Plex zone expansion devices and/or up to 127 wireless sensing devices.

SPECIFICATIONS

Capabilities:

- Users: 150
- User Levels: 5
- History Events: 512
- Partitions: 8
- Access Door Readers: 8

User interfaces:

- Total Keypads: 31
- Graphic Touchscreen Keypads and Total Connect: 3
- AlarmNet Total Connect: optional
- Telephone: optional
- Wireless Arm/Disarm: optional

Schedules:

- Output Timers: 20
- Open/Close: daily
- Access: 8
- Relay: 96
- Holidays: date of year

Zones:

- Onboard Zones: 8 (zones 1-8 suitable for connection to fire alarm initiating devices)

- Two-wire Smoke Detector Zones: 2 (each support 16 compatible detectors)
- V-Plex Zones: 120
- Wireless Zones: 127
- Total System Zones: 128
- V-Plex Relays: Form C rated 2A at 28VAC/DC

Communication options:

- Onboard Dialer: dual-line optional, supervised
- GSM: optional
- Internet: optional

Programming options:

- Keypad
- Telephone
- Internet
- GSM

Power:

- Power Input: 18VAC at 72VA
- Standby Battery: 12VDC 7AH sealed lead
- Operating power: 300mA idle, 470mA Active

- Aux Power Output: 9-13.8VDC at 1A
- Bell Output: two supervised 12VDC at 1.7A (both not to exceed 2.3A)

Environmental:

- Temperature: 32° F to 122° F (0° C to 50° C)
- Humidity: 85% non-condensing

Physical:

- Enclosure Dimensions: 14.5" W x 18" H x 4.3" D

Listings:

- UL/ULC Listed to UL1610, UL1635, UL464, UL609, UL365, UL864, CAN/ULC-S303, CAN/ULC-S304, CAN/ULC-S525, CAN/ULC-S559
- ETL Listed to UL365, UL609, UL864, UL1610, UL1635, CAN/ULC-S303, CAN/ULC-S304, CAN/ULC-S559
- CSFM Certificate Number: 7165-1645:123
- MEA: 82-93-E Vol. XVII
- FM: Electrical Signaling Pages 14-61, 14-101, and 14-110

VISTA-250FBP



The VISTA-250FBP is perfect in environments such as large distribution centers, warehouses, school buildings, government facilities and institutional locations. It provides up to 249 individual zone inputs for detection purposes. When facility requirements include fire alarm and life safety systems, the VISTA-250FBP is an ideal fit. The wide variety of sensing devices that are compatible with the VISTA-250FBP make it an ideal sensing, indicating and monitoring system for fire alarm and life safety systems. The VISTA-250FBP's V-Plex SLC (Signaling Line Circuit) supports zone inputs and relay outputs, allowing the system to recall elevators, release fire doors, shutdown fans and other vital life-safety functions. For systems that also include intrusion detection, users can split the building's protection to arm and disarm up to eight separate partitions, and a common partition, so you can separate the occupied areas from unoccupied areas, or the office from public areas. For example, this allows users to arm the administration offices while the classrooms are occupied after hours, or to arm the cafeteria after the delivery staff departs, while leaving the gymnasium disarmed for public activities.

Optional remote status and control options allow building administrators to manage the system from home or other locations using an Internet browser, cell phone, PDA or other modern mobile device. The VISTA-250FBP is ideal for sensing, indicating and monitoring systems for fire alarms, intrusion detection, access control and environmental status like temperature, water and humidity. This allows the system to extend its purposes into additional important facility status indications that assist local building management and maintenance professionals. The VISTA-250FBP provides eight onboard zone inputs and supports up to 242 V-Plex zone expansion devices and/or up to 250 wireless sensing devices.

SPECIFICATIONS

Capabilities:

- Users: 250
- User Levels: 5
- History Events: 1024
- Partitions: 8
- Access Door Readers: 15

User interfaces:

- Total Keypads: 31
- Graphic Touchscreen Keypads and Total Connect: 3
- AlarmNet Total Connect: optional
- Telephone: optional
- Wireless Arm/Disarm: optional

Schedules:

- Output Timers: 20
- Open/Close: daily
- Access: 8
- Relay: 96
- Holidays: date of year

Zones:

- Onboard Zones: 8 (zones 1-8 suitable for connection to fire alarm initiating devices)

- Two-wire Smoke Detector Zones: 2 (each support 16 compatible detectors)
- V-Plex Zones: 242
- Wireless Zones: 249
- Total System Zones: 250
- V-Plex Relays: Form C Rated 2A at 28VAC/DC

Communication options:

- Onboard Dialer: dual Line optional, supervised
- GSM: optional
- Internet: optional

Programming options:

- Keypad ■ Internet
- Telephone ■ GSM

Power:

- Power Input: 18VAC at 72VA
- Standby Battery: 12VDC 7AH sealed lead
- Operating power: 300mA Idle, 470mA Active
- Aux Power Output: 9-13.8VDC at 1A
- Bell Output: Two Supervised 12VDC at 1.7A (both not to exceed 2.3A)

Environmental:

- Temperature: 32° F to 122° F (0° C to 50° C)
- Humidity: 85% non-condensing

Physical:

- Enclosure Dimensions: 14.5" W x 18" H x 4.3" D

Listings:

- UL/ULC Listed to UL1610, UL1635, UL464, UL609, UL365, UL864, CAN/ULC-S303, CAN/ULC-S304, CAN/ULC-S525, CAN/ULC-S559
- ETL Listed to UL365, UL609, UL864, UL1610, UL1635, CAN/ULC-S303, CAN/ULC-S304, CAN/ULC-S559
- CSFM Certificate Number: 7165-1645:123
- MEA: 82-93-E Vol. XV
- FM: Electrical Signaling Pages 14-61, 14-101, and 14-110

Commercial Fire Control Panels Comparison Chart

	VISTA-32FB	VISTA-128FBP	VISTA-250FBP
Zone Information			
Maximum Zones	32	128	250
HW Standard	8	8	8
ECP Expansion	N/A	N/A	N/A
5800 Wireless Expansion	32	127	249
V-Plex Devices	24	120	242
Fire			
Two-wire Smokes	32 (Zone 1 & 2)	32 (Zone 1 & 2)	32 (Zone 1 & 2)
Four-wire Smokes	Zone 1-8	Zone 1-8	Zone 1-8
Smoke Reset	Yes	Yes	Yes
Keypads			
Maximum Keypads	31	31	31
Maximum Alpha Keypads	31	31	31
Maximum Graphic Touchscreens*	N/A	3	3
Keypad Types	Alpha	Alpha & Graphic	Alpha & Graphic
Number of Users	75	150	250
Keyswitch Arming	Yes	Yes	Yes
System Configuration			
Aux Power	1A	1A	1A
Alarm Power	1.7A	1.7A	1.7A
Partitioning			
Number of Partitions	2	8	8
Reporting Format	Contact ID Low/High Speeds Express	Contact ID Low/High Speeds Express	Contact ID Low/High Speeds Express
Line Fault	Yes	Yes	Yes
Additional Features			
Outputs	96	96	96
Access Control	4 doors	8 doors	15 doors
RS-232 Support	N/A	Yes	Yes
Total Connect Support	limited functionality	Yes	Yes
CO Zone Support	Yes	Yes	Yes
Schedules	20	20	20
AlarmNet Support	A, M, G & i	A, M, G & i	A, M, G & i
Panel Linking	No	Yes	Yes
Printer Output	Yes	Yes	Yes
Event Log	512	512	1024
Programming	Keypad Serial Port/Telco	Keypad Serial Port/Telco	Keypad Serial Port/Telco
Optional AlarmNet Upload/Download	Yes	Yes	Yes
Downloader	Yes	Yes	Yes
Compliance Listings			
UL	864/609/1610/1635/365	864/609/1610/1635/365	864/609/1610/1635/365
ULC	S304/S559/S303/S525	S304/S559/S303/S525	S304/S559/S303/S525

*Activating Total Connect Services consumes one AUI keypad, reducing the maximum number of keypads by one.

User Interfaces

User interface products allow system users to interact, administrate and control the system.

Fire alarm status and reset capabilities allow users and responding agencies to quickly take charge of the system and see current status of the fire alarm when needed.



(Keypad shown with and without door)

6160CR-2



Commercial Fire Alpha Keypad

The 6160CR2 is an addressable remote keypad intended for use in commercial fire applications with Honeywell's control platforms. The keys are continuously backlit for convenience and easy visibility. The LCD display is backlit only when a key is depressed* or when the system is in alarm or trouble condition.

- Four programmable function keys
- Built-in sounder
- Seven status LEDs:
 - Armed (Red)
 - Ready (Green)
 - Power (Green)
 - Fire Alarm (Red)
 - Silenced (Yellow)
 - Supervisory (Yellow)
 - Trouble (Yellow)
- Large, easy-to-read display
- Red removable door
- For use with UL864 rev. 9 panels

Product dimensions:

5.250" W x 7.437" H x 1.312" D


Listings:

- ULC Listed to CAN/ULC-S559
- ETL Listed to UL864 Rev9

*Note: On some platforms, the LCD may be programmed to remain on at all times (see panel instructions for details).



ECP Isolator



Description:

The ECP Isolator is designed to isolate burglary devices from fire devices on the ECP bus, so that a trouble on the burglary side of the bus will not affect the operation of fire devices. It can also be used in any system to prevent wire shorts or grounds from interfering with operation on another wired branch on the bus.

Product advantages:

The device helps to maintain the operation of near-side isolated equipment such as fire keypads and communicators in the event of shorts or grounds on the extended ECP bus.

Recommended use:

The ECP Isolator is a requirement for commercial fire alarm systems installed as combination fire/burglary systems, or other high-security applications where isolation is required.

Mounting recommendations:

Mount inside the control panel enclosure

Compatibility:

- VISTA-32FBP
- VISTA-128FBP
- VISTA-250FBP
- FA1670C
- FA1700C

Product Dimensions:

3" W x 2-3/4" H x 1" D

Power:

12VDC nominal

Temperature:

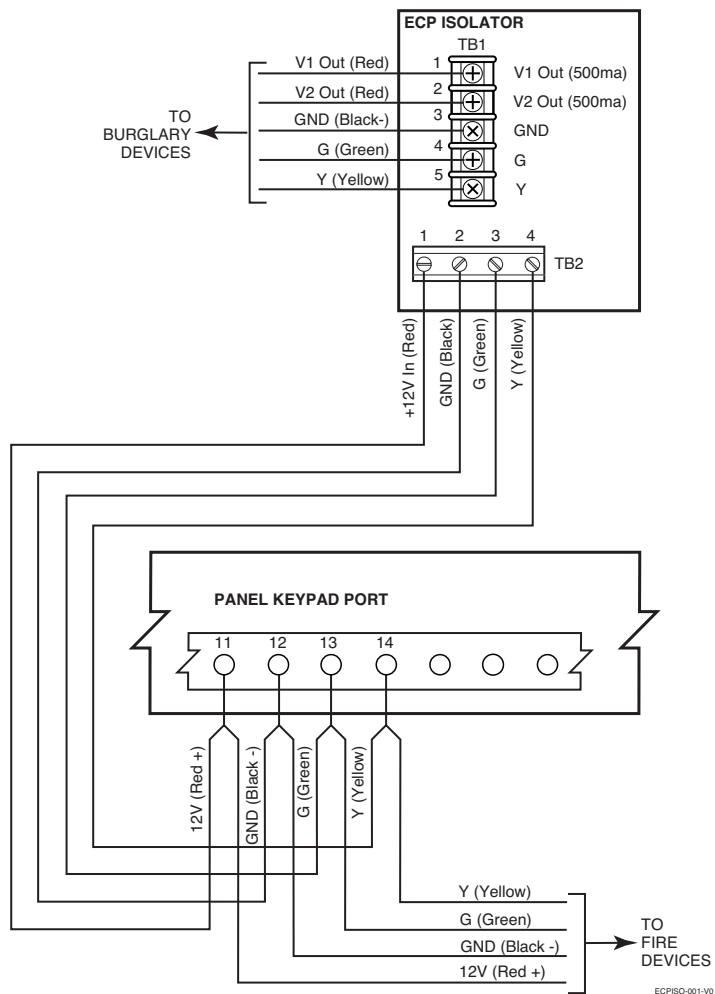
32° F to 122° F (0° C to 50° C)

Humidity:

0-86% non-condensing

Listings:

UL864 Rev9



ECPISO-001-V0

Fire Zone Interfaces



Hardwired Connections

Honeywell offers a variety of ways to connect a fire alarm device to the system.



4297

V-Plex SLC (Signaling Line Circuit) Extender Module

Extends the V-Plex SLC distance and provides bus isolation. (See page 48 for more information)



VPIex-VSI

SLC (Signaling Line Circuit) Isolator Module

Provides isolation for SLC bus circuits. (See page 49 for more information)



4193SN

Zone Input Module

Provides an addressable zone input for V-Plex SLC Buses, allowing the system to recognize a conventional initiating device with dry contact output. (See page 45 for more information)



4208U

V-Plex Addressable Loop Module

(See page 47 for more information)

Fire Zone Expansion



Wireless Connections

Many jurisdictions now approve the use of listed wireless device connection strategies in the design of a fire alarm or life safety system. Our listed transmitters provide a number of important features for these critical applications:

- Transmitter provides Class B Loop with an end-of-line resistor
- Install up to two listed receivers to extend coverage for larger buildings
- Tampered cover and base alert administrators when the cover is removed or when the transmitter is removed from its mounting surface
- Repetitive alarm transmission option causes transmitters to repetitively send alarm reports until the loop is returned to normal condition
- Powerful signal transmission provides a wireless connection to receivers up to 200 feet away in a semi-enclosed building and to even farther distances in large open buildings such as warehouses and auditoriums

To make connections to the fire alarm system, we provide the following wireless products that are listed for commercial fire alarm applications:



5881ENHC

Commercial Wireless Receiver

Listed for use in commercial fire alarms and provides a wireless input to the control panel. You can connect up to two 5881ENHC receivers to the system to double system range. (See page 53 for more information)



5817CB

Commercial Wireless Transmitter

Listed for commercial fire alarm applications and provides a wireless connection for any initiating device with a dry-contact output. (See page 56 for more information)

4204CF



Description:

Supervised notification appliance module

Product advantages:

- Adds up to two Class B (style Y) supervised notification outputs to compatible VISTA panels
- Applications such as sounders and strobe lights to provide added convenience
- Easily wires to the control and fits comfortably inside the cabinet
- Has a built-in cover tamper switch to detect and report the removal of its cover to the panel

Recommended use:

Ideal for commercial fire alarm applications where additional notification circuits require activation and supervision

Mounting recommendations:

Inside of the FACP enclosure or in the NAC power supply enclosure

Compatibility:

Use with VISTA-32FB, VISTA-128FBP, VISTA-250FBP FACP Controls

Product dimensions:

6.438" W x 4.25" H x 1.25" D

Power:

12VDC at 25mA + 80mA per active relay

Temperature:

32° F to 122° F (0° C to 50° C)

Humidity:

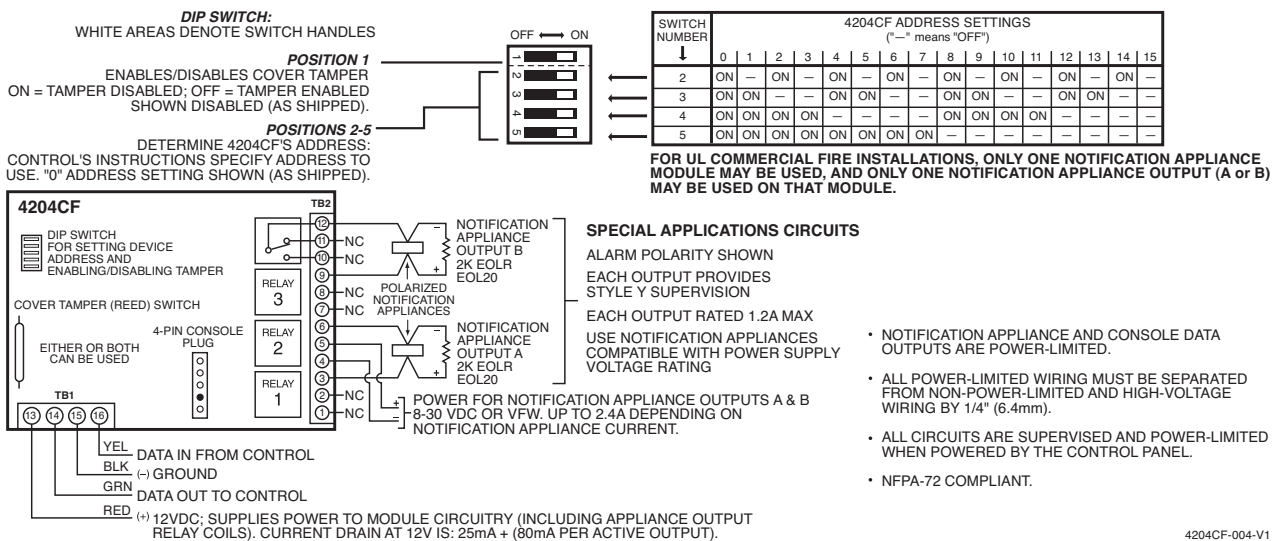
0-86% non-condensing

Included items:

Enclosure

Listings:

- UL Listed to UL864
- ETL Listed to UL864
- CSFM Certificate Number: 7300-1645:126



4204CF-004-V1

4208SNF



Description:

Addressable eight-zone expander for Honeywell V-Plex addressable systems, automatically addressed:
Two zones Class A, Six zones Class B

Product advantages:

- Can be located anywhere along the two-wire addressable V-Plex bus
- Converts any conventional detection device to an addressable device. Conventional detector must provide dry-contact output
- Enclosure splice box included for easy mounting and tamper protection
- Adds up to two Class A zone inputs to a V-Plex addressable system
- Adds up to six Class B zone inputs to a V-Plex addressable system, each with 10K end-of-line resistors
- Class B Loops provide a broad, 300 ohm tolerance
- Supervised for open, shorted or normal circuit conditions
- UL Listed for commercial burglary and fire alarm applications

Recommended use:

Use for commercial addressable systems when deploying conventional detectors in a V-Plex addressable system when using a centralized connection approach

Mounting recommendations:

- On a flat surface, centrally located to collect up to eight zones from nearby detectors
- Locate anywhere on the addressable V-Plex bus

Compatibility:

- All VISTA Control panels that are compatible with V-Plex addressable technology such as VISTA-32FB, VISTA128BP, VISTA-128FBP, VISTA-250BP and VISTA-250FBP
- Compatible with all VISTA controls as a Class A expander

Product dimensions:

6.438" W x 4.25" H x 1.25" D

Power:

- Supplied by the control panel's two-wire V-Plex bus: 33.6mA at 8-11VDC (0.6mA when powered externally)
- External power supply option: 33.6mA at 12VDC (all loops shorted)

Temperature:

32° F to 122° F (0° C to 50° C)

Humidity:

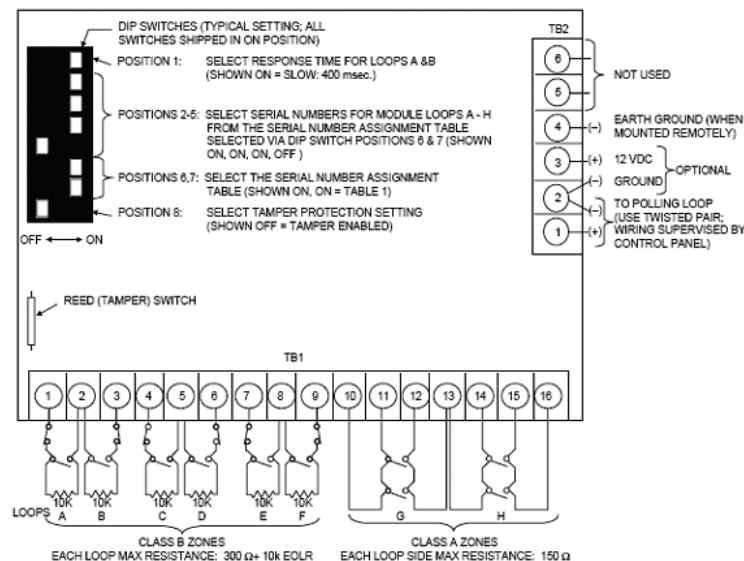
5-95% relative, non-condensing

Included items:

Six 10K end-of-line resistors

Listings:

- UL/ULC Listed to UL1610, UL1635, UL636, UL464, UL609, UL365, UL1076, UL1641, UL864, UL985, CAN/ULC-S303, CAN/ULC-S304, CAN/ULC-S525, CAN/ULC-C1023, CAN/ULC-S545
- ETL Listed to UL864
- CSFM Certificate Number: 7300-1645:131



4209U



Description:

- Addressable Four-Zone Expander for Honeywell V-Plex addressable systems, DIP switch or automatically addressed: Four zones Class B, powered loops for up to 16 two-wire smoke detectors
- Module concentrates zone requirements by providing from two to four system addresses for status indications to the system

Product advantages:

- Can be located anywhere along the two-wire addressable V-Plex bus
- Provides up to four zones, each supporting up to 16 compatible two-wire smoke detectors
- Converts any conventional detection device to an addressable device. Conventional detector must provide dry-contact output.
- System automatically learns device serial number or use optional DIP-switch addressing
- Enclosure splice box included for easy mounting and tamper protection
- Adds up to four Class B zone inputs to a V-Plex addressable system, each with 2K end-of-line resistors
- Class B Loops provide a broad, 100 ohm tolerance
- Supervised for open, shorted or normal circuit conditions
- UL Listed for commercial burglary and fire alarm applications

Recommended use:

- Use for commercial addressable systems when deploying conventional detectors in a V-Plex addressable system when using a centralized connection approach
- Ideal for fire alarm systems using compatible two-wire smoke detectors

Mounting recommendations:

- On a flat surface, centrally located to collect up to four zones from nearby detectors
- Locate anywhere on the addressable V-Plex bus

Compatibility:

- All VISTA control panels that are compatible with V-Plex addressable technology such as VISTA-32FB, VISTA-128BP, VISTA-128FBP, VISTA-250BP and VISTA-250FBP
- Not compatible with VISTA-20P control panels

Product dimensions:

6.438" W x 4.25" H x 1.25" D

Power:

External power supply switched:
110mA at 12VDC (maximum)

Temperature:

32° F to 122° F (0° C to 50° C)

Humidity:

5-95% relative, non-condensing

Included items:

Four 2K end-of-line resistors

Listings:

- UL/ULC Listed to UL864, UL985, CAN/ULC-S545
- ETL Listed to UL864
- CSFM Certificate Number: 7300-1645:130

Fire and Life Safety Sensors



Fire Sensors

Honeywell offers wireless smoke and heat detectors with built-in transmitters. We also offer detectors that connect to the system using our addressable V-Plex technology, wireless detectors and conventional detectors with dry-contact outputs. You can use one or more of these connection methods on the same system at the same time. Here are some of our fire alarm and life safety initiating devices.

Other Sensors

Additionally, the fire alarm system can connect and monitor many other detection devices and systems such as suppression system alarm outputs like stove hood fire and water flow suppression systems. For a wide variety of other fire alarm and life safety system initiating devices and notification appliances, see System Sensor at www.systemsensor.com.

5193SD/5193SDT



Description:

- Smoke detector for VISTA V-Plex with photoelectric technology
- Optional built-in heat detector version available (5193SDT)

Product advantages:

- Low profile design
- Automatic maintenance reporting
- Simple two-wire installation
- Automatic drift compensation
- Equipped with dual LED (green and red) status indicators
- Conveniently wires to mounting base
- No special tools required for disassembly to perform required maintenance/cleaning
- Available with integral heat sensor (5193SDT)

Recommended use:

- Essential in rooms with fireplaces, gas stoves, water heaters
- Locate about 10 feet away from gas-powered appliances

Mounting recommendations:

- Space as directed by NFPA or other governing agency
- **On ceilings:** Away from air ducts, at least one foot away from the wall
- **On walls:** Away from doors and windows anywhere at the height of flight switch to six inches below the ceiling

Compatibility:

All VISTA control panels equipped with V-Plex addressable technology: VISTA-32FB, VISTA-128FBP, VISTA-250FBP, FA1600C, FA1660C, FA1700C

Product dimensions:

- 5.3" diameter (including base)
- 2.0" height (including base)

Power:

- 7-14VDC
- Idle:1.2mA
- Alarm LED ON: 2.8mA

Temperature:

32° F to 100° F (0° C to 37.8° C)

Humidity:

0-95% relative, non-condensing

Included items:

Universal mounting bracket

Options available:

5193SD: Smoke detector
5193SDT: Smoke with integrated heat detector

5193SD Listings:

- ETL Listed to UL864
- MEA
- CSFM

5193SDT Listings:

- UL Listed to UL864 Rev 8 and Rev 9
- ETL Listed to UL864
- MEA
- CSFM



5800CO



Description:

Carbon Monoxide Detector for Honeywell 5800 Series Wireless systems

Product advantages:

- Get instant notification when carbon monoxide reaches unsafe levels
- Easy to install and maintain – no cables to route
- Immediate compatibility with all current Honeywell VISTA wireless systems
- Intelligently monitors levels of carbon monoxide over time and senses immediate changes in levels
- On-board sounder ANSI S3.41 temporal 4, 85 dB at 10 feet
- End-of-life timer
- Up to six-year battery life
- Test-Hush button
- Tamper protection
- Full supervision

Recommended use:

- Essential in rooms with fireplaces, gas stoves, water heaters
- Locate about 10 feet away from gas-powered appliances

Mounting recommendations:

- **On ceilings:** Away from air ducts, at least one foot away from the wall
- **On walls:** Away from doors and windows anywhere at the height of light switch to six inches below the ceiling

Compatibility:

All VISTA control panels equipped with 5800 Series Wireless receivers

Product dimensions:

2.3" H x 5.3" diameter

Power:

3V CR123A lithium battery (included)

Temperature:

32° F to 100° F (0° C to 37.8° C)

Humidity:

15-95% relative, non-condensing

Included items:

- Mounting screws
- CR123A lithium battery

Listings:

UL Listed to UL2075

5800COA (Canadian version) Listings:

ULC Listed to CAN CSA 6.19.01

5808W3



Description:

- Wireless photoelectric smoke/heat detector for 5800 Series Wireless systems
- Listed for commercial fire alarm applications

Product advantages:

- Capable of sensing a pre-freeze condition if temperature drops below 41° F (5° C)
- On-board Piezo sounder 85 dB at 10 feet
- Smart Check drift compensation and status
- On-board 135° F fixed spot fire detector
- UL Listed for wireless commercial fire alarm applications
- Can be located up to 200 feet from receivers and transceivers
- Tampered for removal from base
- Continual battery and tamper supervision
- Up to seven-year battery life
- Regular supervision check-in signals
- Seven-day low battery advanced warning before failure
- Repetitive alarm transmission
- Field cleanable
- Temporal sounder

Recommended use:

Use for commercial locations employing 5800 Series Wireless receivers and transceivers

Mounting recommendations:

- On walls: Locate high on wall away from metallic objects and duct work
- Operates best if you can mount high so that it is in the line of sight of receivers and transceivers

Compatibility:

All VISTA control panels that are compatible with 5800 Series Wireless devices

Product dimensions:

2.3" H x 5.3" diameter

Range:

- Semi-enclosed buildings: 200 feet average
- Open warehouses: much greater than 200 feet

Power:

- 3V CR123A lithium batteries (included)
- Replace with Duracell DL123A, Sanyo CR123A, Panasonic CR123A or Honeywell model 466
- 2.5-3.6VDC 8.5uA Standby, 35mA Alarm

Temperature:

32° F to 100° F (0° C to 37.8° C)

Humidity:

0-95% relative, non-condensing

Included items:

3V CR123A lithium batteries

Listings:

UL Listed to UL268

5808W3A (Canadian version) Listings:

ULC Listed to CAN/ULC-S531

5806W3



Description:

- Wireless photoelectric smoke detector for 5800 Series Wireless systems
- Listed for commercial fire alarm applications

Product advantages:

- Facilitates fire verification for false alarm reduction required by ANSI/SIA CP-01 standards
- On-board Piezo sounder 85 dB at 10 feet
- Smart Check drift compensation and status
- UL listed for wireless commercial fire alarm applications
- Can be located up to 200 feet from receivers and transceivers
- Tampered for removal from base
- Continual battery and tamper supervision
- Up to seven-year battery life
- Regular supervision check-in signals
- Seven-day low battery advanced warning before failure
- Repetitive alarm transmission
- Field cleanable

Recommended use:

Use for commercial locations employing 5800 Series Wireless receivers and transceivers

Mounting recommendations:

- On walls: Locate high on wall away from metallic objects and duct work
- Operates best if you can mount high so that it is in the line of sight of receivers and transceivers

Compatibility:

All VISTA control panels that are compatible with 5800 Series Wireless devices

Product dimensions:

2.3" H x 5.3" diameter

Range:

- Semi-enclosed buildings: 200 feet average
- Open warehouses: much greater than 200 feet

Power:

- 3V CR123A lithium batteries (included)
- Replace with Duracell DL123A, Sanyo CR123A, Panasonic CR123A or Honeywell model 466
- 2.5-3.6VDC 8.5uA Standby, 35mA Alarm

Temperature:

32° F to 100° F (0° C to 37.8° C)

Humidity:

0-95% relative, non-condensing

Included items:

3V CR123A lithium batteries

Listings:

UL Listed to UL268

5809



Description:

- Wireless rate-of-rise and 135° F fixed spot fire detector for 5800 Series Wireless systems
- Listed for commercial fire alarm applications

Product advantages:

- On-board 135° F fixed temperature spot-fire detector
- On-board rate-of-rise heat detector
- UL listed for wireless commercial fire alarm applications
- Can be located up to 200 feet from receivers and transceivers
- Continual battery and tamper supervision
- Up to five-year battery life
- Regular supervision check-in signals
- Seven-day low battery advanced warning before failure
- Tamper report if removed from base
- Repetitive alarm transmission
- Field cleanable

Recommended use:

Use for commercial locations employing 5800 Series Wireless receivers and transceivers

Mounting recommendations:

- **On walls:** Locate high on wall away from metallic objects and duct work
- Operates best if you can mount high so to be in the line of sight of receivers and transceivers

Compatibility:

All VISTA control panels that are compatible with 5800 Series Wireless devices

Product dimensions:

2.2" H x 4.4" diameter

Range:

- **Semi-enclosed buildings:** 200 feet average
- **Open warehouses:** much greater than 200 feet

Power:

- One 3V lithium battery
- Duracell DL123A, Panasonic CR123A, Sanyo CR123A, Varta CR123A
- 2.5-3.6VDC 8.5uA Standby, 35mA Alarm

Temperature:

40° F to 140° F (4.4° C to 60° C)

Humidity:

0-95% relative, non-condensing

Included items:

3V CR123A lithium batteries

Listings:

- UL/ULC Listed to UL521, CAN/ULC-S530
- CSFM Certificate Number: 7270-1645:139
- FCC

5140MPS-1



Description:

- Manual Fire Alarm Box
- Single-action

Product advantages:

- Discrete, low profile – not a distraction from style and architecture
- Key reset
- Glass rod included
- Surface or flush-mount to maximize installation flexibility
- Simple, two-wire installation – minimizes installation cost and complexity
- Terminal connections
- Compatible with all fire alarm control panels

Recommended use:

A perfect fit for school classrooms, administration offices, retail areas, public libraries, payment centers and other locations where the general public is invited

Mounting recommendations:

- Semi-flush mount: Mount on single-gang electrical box
- Surface mount: Use 5140-BB Back Box

Compatibility:

Status output: Dry contact – all controls and zone input modules providing compatibility with dry contact output activation upon status change

Product dimensions:

4.74" H x 3.12" W x 2.0" D

Relay contact:

1A at 125VAC, 1A at 30VDC

Included items:

Two glass rods

Option available:

5140MPS-BB: Back Box

Listings:

- MEA
- CSFM Certificate Number: 7150-1645:118
- ADA Compliant

5140MPS-2

Description:

- Manual Fire Alarm Box
- Single-action

Product advantages:

- Discrete, low profile – not a distraction from style and architecture
- Allen wrench reset
- Glass rod included
- Surface or flush-mount to maximize installation flexibility
- Simple, two-wire installation – minimizes installation cost and complexity
- Wire lead connections
- Compatible with all fire alarm control panels

Recommended use:

A perfect fit for school classrooms, administration offices, retail areas, public libraries, payment centers and other locations where the general public is invited

Mounting recommendations:

- Semi-flush mount: Mount on dual-gang electrical box
- Surface mount: Use 5140-BB Back Box

Compatibility:

Status output: Dry contact – all controls and zone input modules providing compatibility with dry contact output activation upon status change

Product dimensions:

4.74" H x 3.12" W x 2.0" D

Relay contact:

1A at 125VAC, 1A at 30VDC

Included items:

Two glass rods

Option available:

5140MPS-BB: Back Box

Listings:

- MEA
- CSFM Certificate Number: 7150-1645:118
- ADA Compliant

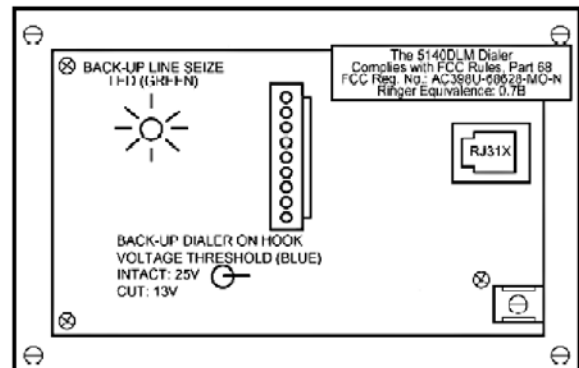
Communications Equipment

When seconds count, our fire alarm communication products provide fast, reliable communication that is fully supervised around the clock. Honeywell offers a number of communication methods, including dialup, Internet, Enterprise Network, GSM and combined Internet and GSM products. As communication methods evolve, users need access to many connection strategies. Honeywell offers the following methods for fire alarm systems.



5140DLM

The 5140DLM is a dual phone line module that allows the system to use a second telephone line to provide status of a primary phone line. The module regularly checks the phone line for voltage and current levels, verifying a good connection to the telephone system.




Compatibility:

VISTA-32FB, VISTA-128FBP and VISTA-250FBP Fire Alarm Control Panels

Listings:

UL/ULC Listed to UL365, UL464, UL609, UL864, UL1610, UL1635, CAN/ULC-S303, CAN/ULC-S304, CAN/ULC-S525, CAN/ULC-S527

GSMCF



Description:

GSM Fire Alarm communicator, GPRS primary, SMS secondary

Product advantages:

- Flexible mounting locations allow the unit to be located for the best signal strength or for the network connection
- Can be located anywhere along the four-wire addressable ECP bus
- Internet and GSM communication pathways provide unsurpassed message delivery quality
- Dual protocol GSM uses two protocols: GPRS primary and SMS secondary
- Allows your system to connect to the monitoring station in the most ways, with the greatest redundancy: Including two-line dialup, GPRS and SMS. This is a total of four reliable optional pathways for your system.
- Simple online addressing and configuring
- Enclosure splice box included for easy mounting and tamper protection
- Supervised for proper antenna connection and signal strength
- UL Listed for commercial burglary and fire alarm applications

Recommended use:

Use for all commercial fire alarm systems where high telephone line costs for dual lines are an issue, or where phone service is not available

Mounting recommendations:

On a wall next to the control panel or anywhere on the addressable ECP bus for the best signal strength

Compatibility:

Use with all VISTA Control panels that are compatible with advanced ECP bus technology such as VISTA-32FB, VISTA-128BP, VISTA-128FBP, VISTA-250BP and VISTA-250FBP

Product dimensions:

8.4" W x 8" H x 1.5" D

Power input:

Supplied by the control panel's four-wire ECP bus: 35mA Standby, 500mA Peak at 12VDC

Temperature:

-31° F to 158° F (-35° C to 70° C)

Humidity:

0-95% relative, non-condensing


AlarmNet product:

A service subscription is required

Listings:

- UL/ULC Listed to UL365, UL1610, UL1635, CAN/ULC-S559, CAN/ULC-S304
- ETL Listed to UL365, UL609, UL1610, UL864 Rev.8, CAN/ULC-C1023, CAN/ULC-S545, CAN/ULC-S303, CAN/ULC-S304
- CSFM

iGSMCF



Description:

Dual Fire Alarm communicator, Internet primary, GSM secondary

Product advantages:

- Flexible mounting locations allow the unit to be located for the best signal strength or for the network connection
- Can be located anywhere along the four-wire addressable ECP bus
- Internet and GSM communication pathways provide unsurpassed message delivery quality
- Secondary GSM uses two protocols: GPRS primary and SMS secondary
- Allows your system to connect to the monitoring station in the most ways with the greatest redundancy: Including two-line dialup, Internet, GPRS and SMS. This totals five reliable optional pathways for your system.
- Simple online addressing and configuring
- Enclosure splice box included for easy mounting and tamper protection
- Supervised for proper antenna connection and signal strength
- UL Listed for commercial burglary and fire alarm applications

Recommended use:

Use for all commercial fire alarm systems where high telephone line costs for dual lines are an issue, or where phone service is not available

Mounting recommendations:

On a wall next to the control panel or anywhere on the addressable ECP bus for the best signal strength

Compatibility:

Use with all VISTA Control panels that are compatible with advanced ECP bus technology such as VISTA-32FB, VISTA-128BP, VISTA-128FBP, VISTA-250BP and VISTA-250FBP

Product dimensions:

8.4" W x 8" H x 1.5" D

Power input:

Supplied by the control panel's four-wire ECP bus: 35mA Standby, 500mA Peak at 12VDC

Temperature:

-31° F to 158° F (-35° C to 70° C)

Humidity:

0-95% relative, non-condensing

AlarmNet product:

A service subscription is required

Listings:

- UL/ULC Listed to UL365, UL1610, UL1635, CAN/ULC-S545
- ETL Listed to UL365, UL609, UL1610, UL864 Rev.9, CAN/ULC-S559, CAN/ULC-C1023, CAN/ULC-S545, CAN/ULC-S303, CAN/ULC-S304
- CSFM

Index

1011BE12M.....	172	5800CO.....	205	6272CSV.....	59	945T.....	74
112.....	184	5800PIR.....	93	64.....	185	947.....	79
116.....	184	5800PIR-COM.....	118, 126	6460S.....	62	947-75T.....	79
24.....	184	5800PIR-OD.....	134-135	6460W.....	62	949.....	80
264.....	148	5800RP.....	54	69.....	185	950.....	74, 184
266.....	149	5800WAVE.....	174	702.....	177	951WG.....	80
269R.....	148	5802MN.....	149	705-820.....	178	955PST.....	84
269SN.....	148	5802MN2.....	149	713.....	181	955WH.....	184
270R.....	148	5804.....	65	719.....	178	956RPT.....	84
28.....	184	5804-2.....	65	735BE.....	179	957.....	81
28-2.....	184	5805-6.....	65	742BE.....	179	958.....	82
29.....	184	5806W3.....	207	743BE.....	179	958-2.....	83
367.....	185	5808W3.....	206	745VSD3.....	179	959.....	83
380.....	185	5809.....	208	746.....	181	960.....	75
4100SM.....	66	5816.....	55	746F.....	182	968XTP.....	75
4101SN.....	48	5817.....	55	747.....	176	995.....	106
4190SN.....	44	5817CB.....	56, 198	747F.....	177	997.....	101
4191SN.....	76	5821.....	145	747PD.....	176	A&E Documentation, creating.....	5
4193SN.....	45, 197	5853.....	141	747PDT.....	176	AB12M.....	172
4204.....	50	5869.....	149	747UL.....	176	About the audience.....	1
4204CF.....	199	5870API.....	144	748.....	175	Access Control, about.....	151
4208SN.....	46	5878.....	65	748LC.....	175	Access Control, Honeywell Access Systems.....	159
4208SNF.....	200	5881ENH.....	53	749.....	182	Access Control, Request-To-Exit Devices.....	157-158
4208U.....	47, 197	5881ENHC.....	53, 198	7845GSMR.....	22	Access Control, VistaKey.....	152
4209U.....	201	5883H.....	54	7845i-ENT.....	20	Accessories.....	183
4219.....	13	5890.....	105	7845i-GSM.....	23	AD12612.....	186
4229.....	14	5890PI.....	94	7847i.....	21	AD25624.....	186
4286.....	20, 166	5894PI.....	95	7939-2.....	71	Addressable Bus.....	42
4293SN.....	44	5897-35.....	92, 125, 136	7939WG.....	71	AlarmNet-i Solutions.....	24
4297.....	48, 197	6160.....	63	7940.....	72	Asset Protection.....	144
470-12.....	146	6160CR-2.....	195	7945.....	72	Audio, Applications.....	165
470PB.....	145	6160PX.....	62	8132i.....	64	Audio, Listen-in.....	167
4939SN.....	70	6164US.....	63	8132iPK-OPKT.....	162	Audio, Two-way Voice.....	166
4944SN.....	76	6165EX.....	63	913WH.....	184	AVS.....	167
4945SN.....	70	6220BB.....	66	914WH.....	184	Backup Communications.....	10, 22
4959SN.....	81	6220P.....	66	920.....	184	Backup protection for windows.....	122
5110XM.....	189	6220RPR.....	66	940.....	73		
5140DLM.....	210	6220S.....	66	943WG.....	73		
5140MPS-1.....	209	6270.....	61	944T.....	77		
5140MPS-2.....	209	6271C.....	61	944TRE.....	77		
5193SD.....	203	6272CV.....	59	944TSP.....	78		
5193SDT.....	203	6272CBV.....	59	945.....	78		

Index

Beam, Sensor (see Photoelectric Beam)	Comparison Chart, Fire Alarm Control Panels193	DT7550C109, 128, 136	GSM Monitoring10, 22
Bells, Alarm172	Comparison Chart, Intrusion Control Panels18	DT900110, 119, 136	GSMCF213
Brackets, Door Contacts, Switches184-185	Comparison, Motion Detector Lens Patterns86, 138	DT901110, 119, 136	Hallway Protection122
Brackets, Motion Detector Mounts138	Compass 2.035	DT906129, 136	Hatch Position Sensor (see Sensors)
Bus, ECP13	Compass Downloader34	DT907129, 136	HB70164
Bus, Isolator49	Control Panels, Burglary7	DUAL TEC Motion Technology87 (also see Motion Detector)	HB71164
Bus, V-Plex42	Control Panels, Comparison Chart, Fire Alarm193	DVR (see Video)	HB72164
Cable, Extender48	Control Panels, Comparison Chart, Intrusion18	ECP Isolator196	HB73164
Cable, Isolator49	Control Panels, Fire Alarm ...187	ECP Relya Ouputs14, 50	HD40164
Cabling Strategies42	Control Panels, Intrusion7	ECP Zone Expansion12	HD50164
Camera (see Video)	Conventional Design Strategy8	Event Printer66	HD51164
Carbon Monoxide Detector205	Cords, Door/Window185	Expansion Modules41	HD60164
Cellular Backup10, 22	Customer Service Resource Directory3	Expansion Strategies42	HD61164
Color Tab Definitions6	Data Bus42	FG1025Z142	HD70164
Communication, Commercial Fire210	Design Software4	FG1608142	HD73164
Communication, DACT210	Design Tool3, IBC	FG1625141	Help Resources3
Communication, Devices19	Discover Online Training Program3	FG1625F142	Holdup, Button Devices148
Communication, Encrypted ...24	Door Access (see Access Control)	FG1625R142	Holdup, Foot Rail Device149
Communication, Fire Alarm206	Door Position Sensor (see Sensor)	FG1625RFM143	Holdup, Money Clip Device ..148
Communication, GSM10, 22	DT660-STC136	FG1625SN141	Holdup, Wireless Neck-chain Devices149
Communication, Internet10, 22	DT6100-STC130, 136	Fire Alarm, CO Detector205	Holdup, Wireless Neck-chain Devices149
Communication, Listings Glossary37	DT6360-STC107, 136	Fire Alarm, Communication210	Honeywell, about2
Communication, Listings Product Chart38	DT7000-HSLK138	Fire Alarm, Control Panel Comparison Chart193	HRDP164
Communication, Network24	DT7000-LRLK138	Fire Alarm, Control Panels ...188	IB100D143
Communication, Network for Fire Alarm212	DT7000-PALK138	Fire Alarm, Equipment187	IB200D143
Communication, Secure24	DT7235T97, 136	Fire Alarm, Heat Detector ...208	IB250S143
Communication, to Cell Phone32	DT7435136	Fire Alarm, NAC Relays199	iGSMCF214
Communications Agency Listings37	DT7435C96	Fire Alarm, Pull Station209	Internet Monitoring10, 24
Comparison Chart, Communication Device Agency Listings38	DT7450136	Fire Alarm, SLC Expansion...198	IS215T112
Comparison Chart, DUAL TEC Motion Detectors136	DT7450-MIC169	Fire Alarm, Smoke Detector203	IS215TCE-MIC168
	DT7450C108, 127	Fire Alarm, Some Detector, Wireless206	IS216T111
	DT7500SN90, 103, 116, 123, 136	Fire Alarm, Zone inputs – Hardwire197	IS216T-CUR131
		Fire Alarm, Zone inputs – Wireless198	IS2500LT99, 113, 120, 132
		Flood Detector (see Water Leak)	IS2500SN91, 104, 117, 124
		Glass Protection (see Window Protection)	IS25100TC133
			IS253598
			IS2535TC100
			IS2560TC121
			IS280CM114
			IS310157
			IS310BL157

Index

IS310BLTP.....157	Motion Detector, DUAL TEC Feature Glossary.....137	Neck-chain Devices.....149	Sensors, Door/Window/Hatch, Armored-type.....75
IS310WH.....157	Motion Detector, DUAL TEC Technology.....87, 136	OPTICAM-CC12.....162	Sensors, Door/Window/Hatch, Cable Method.....68
IS310WHTP.....157	Motion Detector, Large Area, Conventional.....119	OPTICOAX-3.....162	Sensors, Door/Window/Hatch, Concealed Products.....76
IS320.....158	Motion Detector, Large Area, V-Plex.....116	OPTIFLEX.....162	Sensors, Door/Window/Hatch, Exposed Products.....70
Isolator, ECP Bus.....196	Motion Detector, Large Area, Wireless.....118	OPTIFLEX-KT.....162	Sensors, Door/Window/Hatch, Plunger-type Recessed.....84
Isolator, V-Plex Bus.....49	Motion Detector, Large Areas and Rooms.....115	OPTIFLEX-KT2.....162	Sensors, Door/Window/Hatch, Recessed Products.....76
Keypads, about.....57	Motion Detector, Lenses.....138	OPTIFLEX-SKT.....162	Sensors, Door/Window/Hatch, Selection Considerations.....69
Keypads, Cell Phone.....30	Motion Detector, Low temperature environments.....99, 113, 120, 132	OPTIFLEX-KT1.....162	Sensors, Floor-mounted.....81
Keypads, Classic Style.....63	Motion Detector, Medium Area, Conventional.....106	OPTIFLEXPAK.....162	Sensors, Overhead door.....81
Keypads, Optiflex compatible.....64	Motion Detector, Medium Area, V-Plex.....103	Outdoor Motion Detector.....135	Sensors, Rollup Door.....81
Keypads, Premium Style.....62	Motion Detector, Medium Area, Wireless.....105	Outdoor Photoelectric Beam Detector.....143	Serial Bus.....42
Keypads, Remote.....30	Motion Detector, Medium Areas and Rooms.....102	Output, ECP.....14, 50	Sirens.....173
Keypads, Slim-line Style.....63	Motion Detector, Microwave Technology.....87	Output, Fire Alarm.....201	Sirens, Driver.....179
Keypads, Touchscreen Style.....58, 60	Motion Detector, Mounts.....138	Output, V-Plex.....48	Sirens, Wireless.....174
Keypads, Wireless.....65	Motion Detector, Outdoor.....135	Overhead door (see Sensors)	SLC (see Fire Alarm)
Leak (see Water Leak)	Motion Detector, Patterns.....86	PAL-T.....74	SMB10.....138
Life Safety Equipment (see Fire Alarm)	Motion Detector, PIR Technology.....86	Panic Button (see Hold-up Button)	SMB10C.....138
Listen-in Audio Verification....167	Motion Detector, Selecting.....88	Parts List, obtaining.....4	SMB10T.....138
Listings, Communication Chart.....38	Motion Detector, Small Area, Conventional.....96	Phone, support.....3	Software, Design.....4
Listings, Glossary.....37	Motion Detector, Small Area, V-Plex.....90	Photoelectric Beam Detector.....143	Software, Remote Programming.....34
Log Printer.....66	Motion Detector, Small Area, Wireless.....92	PIR Motion Technology.....86 (also see Motion Detector)	Speakerphone (see Audio Applications)
Microwave Motion Technology.....87	Motion Detector, Small Areas and Rooms.....89	Power Injector, V-Plex Bus.....48	Speakers.....180
Mini-Domes.....164	Motion Detector, Technologies.....86	Power Supplies.....186	Specification Tools and Resources.....3, IBC
Money Clip, Holdup Device.....148	Motion Detector, Mounting Brackets (see Brackets)	Printer.....62	Spill Detector.....146
Monitoring (see Communication)	Movement Detector.....144	Relay Output, ECP.....14, 50	STAR.....3, IBC
Motion Detector, about.....85	My Keypad.....30	Relay Output, Fire Alarm.....201	Support Services Resource Directory.....3
Motion Detector, Barrier Applications.....122	MyWebTech.....3	Relay Output, V-Plex.....48	System Printer.....66
Motion Detector, Barrier-pattern, Conventional.....127		Remote Control Cell Phone.....28	SystemWizard.....3, 4
Motion Detector, Barrier-pattern, V-Plex.....123		Remote Control Devices.....19, 65	T280R.....145
Motion Detector, Barrier-pattern, Wireless.....125		Remote Control Service Applications.....26	Table of Contents.....6
Motion Detector, Ceiling Mount.....101, 107, 114, 138		Remote Control Web Browser.....28	Technical Support Resource Directory.....3
Motion Detector, DUAL TEC Feature Chart.....136		Remote Keypad.....30	Temperature Threshold Sensors.....145, 146
		Remote Programming.....34	
		Rollup Door (see Sensors)	
		RTE6PKBL.....157	
		RTE6PKWH.....157	
		Sensors, about.....67	

Index

Total Connect	26	Website,	
Training Resource Directory	3	Design assistance	3
TS300	146	Website, Product	3
User Interfaces	57	Website, Remote Control	28
UVCN	166	Website, STAR	3, IBC
UVS-QM	166	Window Position (see Sensor)	
UVST	166	Window Protection, about	139
UVST/ODC	166	Window Protection,	
Video, Applications	161	Products	141
Video, Camera	163-164	Wire, Extender	48
Video, DVR	163-164	Wire, Isolator	49
Video, Optiflex	162	Wireless, Design Strategy	9
VISTA-128BP	16, 18	Wireless, Expanders	55
VISTA-128FBP	191, 193	Wireless, Largest System	52
VISTA-20P	11, 18	Wireless, Material Effect	
VISTA-21iP	10, 18	on Range	51
VISTA-250BP	17, 18	Wireless, Receivers	53
VISTA-250FBP	192-193	Wireless, Receivers for	
VISTA-32FB	190, 193	Fire Alarm Transmitters	198
VISTACOM-KT3	20	Wireless, Receivers for	
VISTAKEY	152	Fire Alarms	198
VISTAKEY-EXPK	152	Wireless, Repeaters	54
VISTAKEY-SK	152	Wireless, Sirens	174
VISTAKEYPAC	152	Wireless, Transceivers	54
Voice Communications,		Wireless, Transmitter	56
Two-way	164	Wireless, Transmitters	
V-Plex-VSI	49, 197	for Fire Alarm Detection	
V-Plex, about	42	Devices	198
V-Plex, Cabling Methods	42	Wiring Methods	42
V-Plex, Design Strategy	9	Zone Input, ECP	13
V-Plex, Expanders	44	Zone Input, Fire Alarm	197
V-Plex, Extender	48	Zone Input, V-Plex	44
V-Plex, Isolator	49	Zone Input, Wireless	56
V-Plex, Largest System	43	Zone Input, Wireless Fire	198
Water Leak, Hardwire	146		
Water Leak, Wireless	145		
WAVE	180		
WAVE-F	180		
WAVE2	173		
WAVE2F	174		
WAVE2PD	173		
WAVE2PDT	173		

Honeywell's STAR (Specification Tools and Resources)

With STAR, you're just a click away from everything you need to work on a variety of integrated projects! The quick and easy tool has been designed to save you time and make it easy to design more systems, letting you be more innovative in your approach.

Honeywell, the leader in electronic sensing, control and reporting systems, offers a number of applications for any type of facility. STAR can help any system designer create a benefit-rich, integrated system that allows facility owners to monitor alert and alarm devices locally or remotely. Users can automate building functions – providing them with additional security, more convenience and maximum cost-savings for building occupants.



WHAT WE INCLUDED

This set of design tools focuses on information that will help you to be even more successful at integrated system design. See links at the top of the page for more information.

- **System Overview:** Links to an interactive system illustration that narrates system components and links to more information about the building blocks of a system
- **Vertical Solutions:** Links you to a list of facilities that you might be designing and suggests creative applications that best fit the selected facility
- **See Applications:** Links you to a list of major applications that you can include in any facility
- **System Components:** Allows you to create your own applications and suggests applications where the element might be used
- **System Documentation:** Provides quick links to the latest versions of online documentation that you can use for submitting, including data sheets, compliance listings and specification documents
- **Battery Calculator:** Leads to an online document that determines the standby time and battery requirements that meet UL requirements for intrusion and fire alarm systems
- **CAD Drawings:** Leads to online drawings of equipment used for system design
- **System Wizard:** Installs a tool allowing you to instantly create system parts lists and custom specifications

Try STAR today at www.honeywell.com/security/star

Honeywell

For more information:

www.honeywell.com/security/hsc

Automation and Control Solutions

Honeywell Security & Communications

2 Corporate Center Dr. Suite 100

P.O. Box 9040

Melville, NY 11747

Tel: 1.800.467.5875

www.honeywell.com

L/COMMCLCT/D
March 2010
© 2010 Honeywell International Inc.

Honeywell